

## A-Gas SF6

### A-Gas (Australia) Pty Ltd

Chemwatch: 6100-27

Version No: 7.1

Safety Data Sheet according to Work Health and Safety Regulations (Hazardous Chemicals) 2023 and ADG requirements

Chemwatch Hazard Alert Code: 3

Issue Date: 23/12/2022

Print Date: 18/07/2024

L.GHS.AUS.EN

## SECTION 1 Identification of the substance / mixture and of the company / undertaking

### Product Identifier

Product name	A-Gas SF6
Synonyms	Sulfur Hexafluoride
Proper shipping name	SULPHUR HEXAFLUORIDE
Chemical formula	Not Applicable
Other means of identification	Not Available

### Relevant identified uses of the substance or mixture and uses advised against

Relevant identified uses	Use according to manufacturer's directions.
--------------------------	---

### Details of the manufacturer or supplier of the safety data sheet

Registered company name	A-Gas (Australia) Pty Ltd
Address	9-11 Oxford Rd, Laverton North Victoria 3026 Australia
Telephone	93689222
Fax	Not Available
Website	<a href="http://www.agas.com">www.agas.com</a>
Email	Not Available

### Emergency telephone number

Association / Organisation	A-Gas (Australia) Pty Ltd	CHEMWATCH EMERGENCY RESPONSE (24/7)
Emergency telephone numbers	1800737001	+61 1800 951 288
Other emergency telephone numbers	Not Available	+61 3 9573 3188


Once connected and if the message is not in your preferred language then please dial 01

## SECTION 2 Hazards identification

### Classification of the substance or mixture

Poisons Schedule	Not Applicable
Classification <sup>[1]</sup>	Gases Under Pressure (Liquefied Gas)
Legend:	1. Classified by Chemwatch; 2. Classification drawn from HCIS; 3. Classification drawn from Regulation (EU) No 1272/2008 - Annex VI

### Label elements

Hazard pictogram(s)	
Signal word	Warning

### Hazard statement(s)

H280	Contains gas under pressure; may explode if heated.
AUH044	Risk of explosion if heated under confinement.

**Precautionary statement(s) General**

P101	If medical advice is needed, have product container or label at hand.
P102	Keep out of reach of children.
P103	Read carefully and follow all instructions.

**Precautionary statement(s) Prevention**

Not Applicable

**Precautionary statement(s) Response**

Not Applicable

**Precautionary statement(s) Storage**

P410+P403	Protect from sunlight. Store in a well-ventilated place.
-----------	--

**Precautionary statement(s) Disposal**

Not Applicable

**SECTION 3 Composition / information on ingredients****Substances**

See section below for composition of Mixtures

**Mixtures**

CAS No	%[weight]	Name
2551-62-4	>99.9	<u>sulfur hexafluoride</u>
<i>Legend: 1. Classified by Chemwatch; 2. Classification drawn from HCIS; 3. Classification drawn from Regulation (EU) No 1272/2008 - Annex VI; 4. Classification drawn from C&amp;L; * EU IOELVs available</i>		

**SECTION 4 First aid measures****Description of first aid measures**

<b>Eye Contact</b>	<ul style="list-style-type: none"> <li>▶ If product comes in contact with eyes remove the patient from gas source or contaminated area.</li> <li>▶ Take the patient to the nearest eye wash, shower or other source of clean water.</li> <li>▶ Open the eyelid(s) wide to allow the material to evaporate.</li> <li>▶ Gently rinse the affected eye(s) with clean, cool water for at least 15 minutes. Have the patient lie or sit down and tilt the head back. Hold the eyelid(s) open and pour water slowly over the eyeball(s) at the inner corners, letting the water run out of the outer corners.</li> <li>▶ The patient may be in great pain and wish to keep the eyes closed. It is important that the material is rinsed from the eyes to prevent further damage.</li> <li>▶ Ensure that the patient looks up, and side to side as the eye is rinsed in order to better reach all parts of the eye(s)</li> <li>▶ Transport to hospital or doctor.</li> <li>▶ Even when no pain persists and vision is good, a doctor should examine the eye as delayed damage may occur.</li> <li>▶ If the patient cannot tolerate light, protect the eyes with a clean, loosely tied bandage.</li> <li>▶ Ensure verbal communication and physical contact with the patient.</li> </ul> <p><b>DO NOT</b> allow the patient to rub the eyes  <b>DO NOT</b> allow the patient to tightly shut the eyes  <b>DO NOT</b> introduce oil or ointment into the eye(s) without medical advice  <b>DO NOT</b> use hot or tepid water.</p>
<b>Skin Contact</b>	<p>If skin or hair contact occurs:</p> <ul style="list-style-type: none"> <li>▶ Flush skin and hair with running water (and soap if available).</li> <li>▶ Seek medical attention in event of irritation.</li> </ul> <p>In case of cold burns (frost-bite):</p> <ul style="list-style-type: none"> <li>▶ Move casualty into warmth before thawing the affected part; if feet are affected carry if possible</li> <li>▶ Bathe the affected area immediately in luke-warm water (not more than 35 deg C) for 10 to 15 minutes, immersing if possible and without rubbing</li> <li>▶ <b>DO NOT</b> apply hot water or radiant heat.</li> <li>▶ Apply a clean, dry, light dressing of "fluffed-up" dry gauze bandage</li> <li>▶ If a limb is involved, raise and support this to reduce swelling</li> <li>▶ If an adult is involved and where intense pain occurs provide pain killers such as paracetamol</li> <li>▶ Transport to hospital, or doctor</li> <li>▶ Subsequent blackening of the exposed tissue indicates potential of necrosis, which may require amputation.</li> </ul>
<b>Inhalation</b>	<ul style="list-style-type: none"> <li>▶ Following exposure to gas, remove the patient from the gas source or contaminated area.</li> <li>▶ NOTE: Personal Protective Equipment (PPE), including positive pressure self-contained breathing apparatus may be required to assure the safety of the rescuer.</li> </ul>

Continued...

**A-Gas SF6**

	<ul style="list-style-type: none"> <li>▶ Prostheses such as false teeth, which may block the airway, should be removed, where possible, prior to initiating first aid procedures.</li> <li>▶ If the patient is not breathing spontaneously, administer rescue breathing.</li> <li>▶ If the patient does not have a pulse, administer CPR.</li> <li>▶ If medical oxygen and appropriately trained personnel are available, administer 100% oxygen.</li> <li>▶ Summon an emergency ambulance. If an ambulance is not available, contact a physician, hospital, or Poison Control Centre for further instruction.</li> <li>▶ Keep the patient warm, comfortable and at rest while awaiting medical care.</li> <li>▶ <b>MONITOR THE BREATHING AND PULSE, CONTINUOUSLY.</b></li> <li>▶ Administer rescue breathing (preferably with a demand-valve resuscitator, bag-valve mask-device, or pocket mask as trained) or CPR if necessary.</li> </ul>
<b>Ingestion</b>	▶ Not considered a normal route of entry.

**Indication of any immediate medical attention and special treatment needed**

For gas exposures:

**BASIC TREATMENT**

- ▶ Establish a patent airway with suction where necessary.
- ▶ Watch for signs of respiratory insufficiency and assist ventilation as necessary.
- ▶ Administer oxygen by non-rebreather mask at 10 to 15 l/min.
- ▶ Monitor and treat, where necessary, for pulmonary oedema .
- ▶ Monitor and treat, where necessary, for shock.
- ▶ Anticipate seizures.

**ADVANCED TREATMENT**

- ▶ Consider orotracheal or nasotracheal intubation for airway control in unconscious patient or where respiratory arrest has occurred.
- ▶ Positive-pressure ventilation using a bag-valve mask might be of use.
- ▶ Monitor and treat, where necessary, for arrhythmias.
- ▶ Start an IV D5W TKO. If signs of hypovolaemia are present use lactated Ringers solution. Fluid overload might create complications.
- ▶ Drug therapy should be considered for pulmonary oedema.
- ▶ Hypotension with signs of hypovolaemia requires the cautious administration of fluids. Fluid overload might create complications.
- ▶ Treat seizures with diazepam.
- ▶ Proparacaine hydrochloride should be used to assist eye irrigation.

BRONSTEIN, A.C. and CURRANCE, P.L.

EMERGENCY CARE FOR HAZARDOUS MATERIALS EXPOSURE: 2nd Ed. 1994

**SECTION 5 Firefighting measures**

**Extinguishing media**

**SMALL FIRE:** Use extinguishing agent suitable for type of surrounding fire.

**LARGE FIRE:** Cool cylinder.

**DO NOT** direct water at source of leak or venting safety devices as icing may occur.

**Special hazards arising from the substrate or mixture**

<b>Fire Incompatibility</b>	None known.
-----------------------------	-------------

**Advice for firefighters**

<b>Fire Fighting</b>	<p>GENERAL</p> <ul style="list-style-type: none"> <li>▶ Alert Fire Brigade and tell them location and nature of hazard.</li> <li>▶ Wear breathing apparatus and protective gloves.</li> <li>▶ Fight fire from a safe distance, with adequate cover.</li> <li>▶ Use water delivered as a fine spray to control fire and cool adjacent area.</li> </ul>
<b>Fire/Explosion Hazard</b>	<ul style="list-style-type: none"> <li>▶ Containers may explode when heated - Ruptured cylinders may rocket</li> <li>▶ Fire exposed containers may vent contents through pressure relief devices.</li> <li>▶ High concentrations of gas may cause asphyxiation without warning.</li> <li>▶ May decompose explosively when heated or involved in fire.</li> <li>▶ Contact with gas may cause burns, severe injury and/ or frostbite.</li> </ul> <p>Decomposition may produce toxic fumes of: hydrogen fluoride sulfur oxides (SOx)</p> <p><b>Contains low boiling substance:</b> Closed containers may rupture due to pressure buildup under fire conditions.</p>
<b>HAZCHEM</b>	2TE

**SECTION 6 Accidental release measures**

## Personal precautions, protective equipment and emergency procedures

See section 8

## Environmental precautions

See section 12

## Methods and material for containment and cleaning up

<b>Minor Spills</b>	<ul style="list-style-type: none"> <li>▶ Avoid breathing vapour and any contact with liquid or gas. Protective equipment including respirator should be used.</li> <li>▶ <b>DO NOT enter confined spaces where gas may have accumulated.</b></li> <li>▶ Increase ventilation.</li> </ul>
<b>Major Spills</b>	<ul style="list-style-type: none"> <li>▶ Clear area of all unprotected personnel and move upwind.</li> <li>▶ Alert Emergency Authority and advise them of the location and nature of hazard.</li> <li>▶ Wear breathing apparatus and protective gloves.</li> <li>▶ Prevent by any means available, spillage from entering drains and water-courses.</li> <li>▶ Remove leaking cylinders to a safe place.</li> <li>▶ Fit vent pipes. Release pressure under safe, controlled conditions</li> <li>▶ Burn issuing gas at vent pipes.</li> <li>▶ DO NOT exert excessive pressure on valve; DO NOT attempt to operate damaged valve.</li> </ul>

Personal Protective Equipment advice is contained in Section 8 of the SDS.

## SECTION 7 Handling and storage

### Precautions for safe handling

<b>Safe handling</b>	<ul style="list-style-type: none"> <li>▶ Vented gas is more dense than air and may collect in pits, basements.</li> </ul>
<b>Other information</b>	<p>Storage temperature: &lt;50 deg.c.&gt;</p> <ul style="list-style-type: none"> <li>▶ Cylinders should be stored in a purpose-built compound with good ventilation, preferably in the open.</li> <li>▶ Such compounds should be sited and built in accordance with statutory requirements.</li> <li>▶ The storage compound should be kept clear and access restricted to authorised personnel only.</li> <li>▶ Cylinders stored in the open should be protected against rust and extremes of weather.</li> </ul>

### Conditions for safe storage, including any incompatibilities

<b>Suitable container</b>	<p>Cylinder: Steel packaging Ensure the use of equipment rated for cylinder pressure. Ensure the use of compatible materials of construction. Valve protection cap to be in place until cylinder is secured, connected. Cylinder must be properly secured either in use or in storage. Cylinder valve must be closed when not in use or when empty. Segregate full from empty cylinders. WARNING: Suckback into cylinder may result in rupture. Use back-flow preventive device in piping.</p>
<b>Storage incompatibility</b>	None known



X — Must not be stored together

O — May be stored together with specific preventions

+ — May be stored together

Note: Depending on other risk factors, compatibility assessment based on the table above may not be relevant to storage situations, particularly where large volumes of dangerous goods are stored and handled. Reference should be made to the Safety Data Sheets for each substance or article and risks assessed accordingly.

## SECTION 8 Exposure controls / personal protection

### Control parameters

#### Occupational Exposure Limits (OEL)

#### INGREDIENT DATA

Source	Ingredient	Material name	TWA	STEL	Peak	Notes
Australia Exposure Standards	sulfur hexafluoride	Sulphur hexafluoride	1000 ppm / 5970 mg/m <sup>3</sup>	Not Available	Not Available	Not Available

#### Emergency Limits

Ingredient	TEEL-1	TEEL-2	TEEL-3
sulfur hexafluoride	3,000 ppm	33,000 ppm	2.00E+05 ppm


Ingredient	Original IDLH	Revised IDLH
sulfur hexafluoride	Not Available	Not Available

**MATERIAL DATA**

May act as a simple asphyxiants; these are gases which, when present in high concentrations, reduce the oxygen content in air below that required to support breathing, consciousness and life; loss of consciousness, with death by suffocation may rapidly occur in an oxygen deficient atmosphere.

**CARE:** Most simple asphyxiants are odourless or possess low odour and there is no warning on entry into an oxygen deficient atmosphere. If there is any doubt, oxygen content can be checked simply and quickly. It may not be appropriate to only recommend an exposure standard for simple asphyxiants rather it is essential that sufficient oxygen be maintained.

**Exposure controls**

<b>Appropriate engineering controls</b>	<p>Engineering controls are used to remove a hazard or place a barrier between the worker and the hazard. Well-designed engineering controls can be highly effective in protecting workers and will typically be independent of worker interactions to provide this high level of protection.</p> <p>The basic types of engineering controls are:</p> <p>Process controls which involve changing the way a job activity or process is done to reduce the risk.</p> <p>Enclosure and/or isolation of emission source which keeps a selected hazard "physically" away from the worker and ventilation that strategically "adds" and "removes" air in the work environment.</p>
<b>Individual protection measures, such as personal protective equipment</b>	
<b>Eye and face protection</b>	<ul style="list-style-type: none"> <li>▶ Chemical goggles.</li> <li>▶ Full face shield may be required for supplementary but never for primary protection of eyes.</li> <li>▶ Contact lenses may pose a special hazard; soft contact lenses may absorb and concentrate irritants. A written policy document, describing the wearing of lenses or restrictions on use, should be created for each workplace or task.</li> </ul>
<b>Skin protection</b>	See Hand protection below
<b>Hands/feet protection</b>	<ul style="list-style-type: none"> <li>▶ When handling sealed and suitably insulated cylinders wear cloth or leather gloves.</li> <li>▶ Insulated gloves:</li> <li>▶ NOTE: Insulated gloves should be loose fitting so that may be removed quickly if liquid is spilled upon them. Insulated gloves are not made to permit hands to be placed in the liquid; they provide only short-term protection from accidental contact with the liquid.</li> </ul>
<b>Body protection</b>	See Other protection below
<b>Other protection</b>	<ul style="list-style-type: none"> <li>▶ Positive pressure, full face, air-supplied breathing apparatus should be used for work in enclosed spaces if a leak is suspected or the primary containment is to be opened (e.g. for a cylinder change)</li> <li>▶ Air-supplied breathing apparatus is required where release of gas from primary containment is either suspected or demonstrated.</li> <li>▶ Protective overalls, closely fitted at neck and wrist.</li> <li>▶ Eye-wash unit.</li> <li>▶ Ensure availability of lifeline in confined spaces.</li> <li>▶ Staff should be trained in all aspects of rescue work.</li> </ul>

**Respiratory protection**

Type B Filter of sufficient capacity. (AS/NZS 1716 & 1715, EN 143:2000 & 149:2001, ANSI Z88 or national equivalent)

**SECTION 9 Physical and chemical properties****Information on basic physical and chemical properties**

<b>Appearance</b>	Colourless odourless pressurized liquefied gas; slightly soluble in water.		
<b>Physical state</b>	Liquefied Gas	<b>Relative density (Water = 1)</b>	1.56 @ 0 deg.C
<b>Odour</b>	Not Available	<b>Partition coefficient n-octanol / water</b>	Not Available
<b>Odour threshold</b>	Not Available	<b>Auto-ignition temperature (°C)</b>	Not Applicable
<b>pH (as supplied)</b>	Neutral	<b>Decomposition temperature (°C)</b>	200
<b>Melting point / freezing point (°C)</b>	-50.8 (freezing point)	<b>Viscosity (cSt)</b>	Not Available
<b>Initial boiling point and boiling range (°C)</b>	-63.8	<b>Molecular weight (g/mol)</b>	146
<b>Flash point (°C)</b>	Not Applicable	<b>Taste</b>	Not Available
<b>Evaporation rate</b>	Not Available	<b>Explosive properties</b>	Not Available
<b>Flammability</b>	Not Applicable	<b>Oxidising properties</b>	Not Available
<b>Upper Explosive Limit (%)</b>	Not Applicable	<b>Surface Tension (dyn/cm or mN/m)</b>	Not Available
<b>Lower Explosive Limit (%)</b>	Not Applicable	<b>Volatile Component (%vol)</b>	100
<b>Vapour pressure (kPa)</b>	2140 @ 20C	<b>Gas group</b>	Not Available
<b>Solubility in water</b>	Immiscible	<b>pH as a solution (1%)</b>	Not Applicable
<b>Vapour density (Air = 1)</b>	5.1	<b>VOC g/L</b>	Not Available

Continued...

## SECTION 10 Stability and reactivity

<b>Reactivity</b>	See section 7
<b>Chemical stability</b>	<ul style="list-style-type: none"> <li>▶ Unstable in the presence of incompatible materials.</li> <li>▶ Product is considered stable.</li> <li>▶ Hazardous polymerisation will not occur.</li> </ul>
<b>Possibility of hazardous reactions</b>	See section 7
<b>Conditions to avoid</b>	See section 7
<b>Incompatible materials</b>	See section 7
<b>Hazardous decomposition products</b>	See section 5

## SECTION 11 Toxicological information

### Information on toxicological effects

<b>Inhaled</b>	Inhalation of vapours or aerosols (mists, fumes), generated by the material during the course of normal handling, may be damaging to the health of the individual. Material is highly volatile and may quickly form a concentrated atmosphere in confined or unventilated areas. The vapour may displace and replace air in breathing zone, acting as a simple asphyxiant. This may happen with little warning of overexposure. Symptoms of asphyxia (suffocation) may include headache, dizziness, shortness of breath, muscular weakness, drowsiness and ringing in the ears. If the asphyxia is allowed to progress, there may be nausea and vomiting, further physical weakness and unconsciousness and, finally, convulsions, coma and death. Significant concentrations of the non-toxic gas reduce the oxygen level in the air. As the amount of oxygen is reduced from 21 to 14 volume %, the pulse rate accelerates and the rate and volume of breathing increase.
<b>Ingestion</b>	Not normally a hazard due to physical form of product. Considered an unlikely route of entry in commercial/industrial environments
<b>Skin Contact</b>	Vapourising liquid causes rapid cooling and contact may cause cold burns, frostbite, even through normal gloves. Frozen skin tissues are painless and appear waxy and yellow. Signs and symptoms of frost-bite may include "pins and needles", paleness followed by numbness, a hardening and stiffening of the skin, a progression of colour changes in the affected area, (first white, then mottled and blue and eventually black; on recovery, red, hot, painful and blistered). Entry into the blood-stream through, for example, cuts, abrasions, puncture wounds or lesions, may produce systemic injury with harmful effects. Examine the skin prior to the use of the material and ensure that any external damage is suitably protected.
<b>Eye</b>	Vapourising liquid causes rapid cooling and contact may cause cold burns, frostbite, even through normal gloves. Frozen skin tissues are painless and appear waxy and yellow. Signs and symptoms of frost-bite may include "pins and needles", paleness followed by numbness, a hardening and stiffening of the skin, a progression of colour changes in the affected area, (first white, then mottled and blue and eventually black; on recovery, red, hot, painful and blistered).
<b>Chronic</b>	Principal route of occupational exposure to the gas is by inhalation. Long-term exposure to the product is not thought to produce chronic effects adverse to health (as classified by EC Directives using animal models); nevertheless exposure by all routes should be minimised as a matter of course.

<b>A-Gas SF6</b>	<b>TOXICITY</b>	<b>IRRITATION</b>
	Not Available	Not Available
<b>sulfur hexafluoride</b>	<b>TOXICITY</b>	<b>IRRITATION</b>
	Not Available	Eye: no adverse effect observed (not irritating) <sup>[1]</sup>
		Skin: no adverse effect observed (not irritating) <sup>[1]</sup>

**Legend:** 1. Value obtained from Europe ECHA Registered Substances - Acute toxicity 2. Value obtained from manufacturer's SDS. Unless otherwise specified data extracted from RTECS - Register of Toxic Effect of chemical Substances

<b>Acute Toxicity</b>	✗	<b>Carcinogenicity</b>	✗
<b>Skin Irritation/Corrosion</b>	✗	<b>Reproductivity</b>	✗
<b>Serious Eye Damage/Irritation</b>	✗	<b>STOT - Single Exposure</b>	✗
<b>Respiratory or Skin sensitisation</b>	✗	<b>STOT - Repeated Exposure</b>	✗
<b>Mutagenicity</b>	✗	<b>Aspiration Hazard</b>	✗

**Legend:** ✗ – Data either not available or does not fill the criteria for classification  
✓ – Data available to make classification

## SECTION 12 Ecological information

### Toxicity

Continued...

A-Gas SF6	Endpoint	Test Duration (hr)	Species	Value	Source
	Not Available	Not Available	Not Available	Not Available	Not Available

sulfur hexafluoride	Endpoint	Test Duration (hr)	Species	Value	Source
	LC50	96h	Fish	236mg/l	2
	EC50(ECx)	96h	Algae or other aquatic plants	151mg/l	2
	EC50	96h	Algae or other aquatic plants	151mg/l	2

**Legend:** Extracted from 1. IUCLID Toxicity Data 2. Europe ECHA Registered Substances - Ecotoxicological Information - Aquatic Toxicity 4. US EPA, Ecotox database - Aquatic Toxicity Data 5. ECETOC Aquatic Hazard Assessment Data 6. NITE (Japan) - Bioconcentration Data 7. METI (Japan) - Bioconcentration Data 8. Vendor Data

In addition to carbon dioxide (CO<sub>2</sub>), methane (CH<sub>4</sub>) and nitrous oxide (N<sub>2</sub>O), the greenhouse gases mentioned in the Kyoto Protocol include synthetic substances that share the common feature of being highly persistent in the atmosphere and exhibiting very high specific radiative forcing (radiative forcing is the change in the balance between radiation coming into the atmosphere and radiation out; a positive radiative forcing tends on average to warm the surface of the earth). These synthetic substances include hydrocarbons that are partially fluorinated (HFCs) or totally fluorinated (PFCs) as well as sulfur hexafluoride (SF<sub>6</sub>).

The greenhouse potential of these substances, expressed as multiples of that of CO<sub>2</sub>, are within the range of 140 to 11,700 for HFCs, from 6500 to 9,200 for PFCs and 23,900 for SF<sub>6</sub>. Once emitted into the atmosphere, these substances have an impact on the environment for decades, centuries, or in certain instances, for thousands of years.

**NOTE:** The material is a greenhouse gas and may contribute to global warming.

Global warming potential (GWP) is a relative measure of how much heat a greenhouse gas traps in the atmosphere. It compares the amount of heat trapped by a certain mass of the gas in question to the amount of heat trapped by a similar mass of carbon dioxide. A GWP is calculated over a specific time interval, commonly 20, 100, or 500 years.

**DO NOT discharge into sewer or waterways.**

#### Persistence and degradability

Ingredient	Persistence: Water/Soil	Persistence: Air
	No Data available for all ingredients	No Data available for all ingredients

#### Bioaccumulative potential

Ingredient	Bioaccumulation
sulfur hexafluoride	LOW (LogKOW = 1.68)

#### Mobility in soil

Ingredient	Mobility
	No Data available for all ingredients


### SECTION 13 Disposal considerations

#### Waste treatment methods

Product / Packaging disposal	
	<ul style="list-style-type: none"> <li>▶ Evaporate residue at an approved site.</li> <li>▶ Return empty containers to supplier. If containers are marked non-returnable establish means of disposal with manufacturer prior to purchase.</li> <li>▶ Ensure damaged or non-returnable cylinders are gas-free before disposal.</li> </ul>

### SECTION 14 Transport information

#### Labels Required

	
Marine Pollutant	NO
HAZCHEM	2TE

#### Land transport (ADG)

14.1. UN number or ID number	1080
14.2. UN proper shipping name	SULPHUR HEXAFLUORIDE
	Class   2.2

Continued...

14.3. Transport hazard class(es)	Subsidiary Hazard	Not Applicable
14.4. Packing group	Not Applicable	
14.5. Environmental hazard	Not Applicable	
14.6. Special precautions for user	Special provisions	392
	Limited quantity	120 ml

**Air transport (ICAO-IATA / DGR)**

14.1. UN number	1080	
14.2. UN proper shipping name	Sulphur hexafluoride	
14.3. Transport hazard class(es)	ICAO/IATA Class	2.2
	ICAO / IATA Subsidiary Hazard	Not Applicable
	ERG Code	2L
14.4. Packing group	Not Applicable	
14.5. Environmental hazard	Not Applicable	
14.6. Special precautions for user	Special provisions	Not Applicable
	Cargo Only Packing Instructions	200
	Cargo Only Maximum Qty / Pack	150 kg
	Passenger and Cargo Packing Instructions	200
	Passenger and Cargo Maximum Qty / Pack	75 kg
	Passenger and Cargo Limited Quantity Packing Instructions	Forbidden
	Passenger and Cargo Limited Maximum Qty / Pack	Forbidden

**Sea transport (IMDG-Code / GGVSee)**

14.1. UN number	1080	
14.2. UN proper shipping name	SULPHUR HEXAFLUORIDE	
14.3. Transport hazard class(es)	IMDG Class	2.2
	IMDG Subsidiary Hazard	Not Applicable
14.4. Packing group	Not Applicable	
14.5. Environmental hazard	Not Applicable	
14.6. Special precautions for user	EMS Number	F-C, S-V
	Special provisions	392
	Limited Quantities	120 mL

**14.7.1. Transport in bulk according to Annex II of MARPOL and the IBC code**

Not Applicable

**14.7.2. Transport in bulk in accordance with MARPOL Annex V and the IMSBC Code**

Product name	Group
sulfur hexafluoride	Not Available

**14.7.3. Transport in bulk in accordance with the IGC Code**

Product name	Ship Type
sulfur hexafluoride	Not Available

**SECTION 15 Regulatory information****Safety, health and environmental regulations / legislation specific for the substance or mixture**

sulfur hexafluoride is found on the following regulatory lists

Continued...



## Australian Inventory of Industrial Chemicals (AIIC)

**Additional Regulatory Information**

Not Applicable

**National Inventory Status**

National Inventory	Status
Australia - AIIC / Australia Non-Industrial Use	Yes
Canada - DSL	Yes
Canada - NDSL	No (sulfur hexafluoride)
China - IECSC	Yes
Europe - EINEC / ELINCS / NLP	Yes
Japan - ENCS	Yes
Korea - KECI	Yes
New Zealand - NZIoC	Yes
Philippines - PICCS	Yes
USA - TSCA	Yes
Taiwan - TCSI	Yes
Mexico - INSQ	Yes
Vietnam - NCI	Yes
Russia - FBEPH	Yes
<b>Legend:</b>	Yes = All CAS declared ingredients are on the inventory No = One or more of the CAS listed ingredients are not on the inventory. These ingredients may be exempt or will require registration.

**SECTION 16 Other information**

<b>Revision Date</b>	23/12/2022
<b>Initial Date</b>	02/02/2007

**SDS Version Summary**

Version	Date of Update	Sections Updated
6.1	30/12/2020	Classification change due to full database hazard calculation/update.
7.1	23/12/2022	Classification review due to GHS Revision change.

**Other information**

Classification of the preparation and its individual components has drawn on official and authoritative sources as well as independent review by the Chemwatch Classification committee using available literature references.

The SDS is a Hazard Communication tool and should be used to assist in the Risk Assessment. Many factors determine whether the reported Hazards are Risks in the workplace or other settings. Risks may be determined by reference to Exposures Scenarios. Scale of use, frequency of use and current or available engineering controls must be considered.

**Definitions and abbreviations**

- ▶ PC - TWA: Permissible Concentration-Time Weighted Average
- ▶ PC - STEL: Permissible Concentration-Short Term Exposure Limit
- ▶ IARC: International Agency for Research on Cancer
- ▶ ACGIH: American Conference of Governmental Industrial Hygienists
- ▶ STEL: Short Term Exposure Limit
- ▶ TEEL: Temporary Emergency Exposure Limit.
- ▶ IDLH: Immediately Dangerous to Life or Health Concentrations
- ▶ ES: Exposure Standard
- ▶ OSF: Odour Safety Factor
- ▶ NOAEL: No Observed Adverse Effect Level
- ▶ LOAEL: Lowest Observed Adverse Effect Level
- ▶ TLV: Threshold Limit Value
- ▶ LOD: Limit Of Detection
- ▶ OTV: Odour Threshold Value
- ▶ BCF: BioConcentration Factors
- ▶ BEI: Biological Exposure Index
- ▶ DNEL: Derived No-Effect Level
- ▶ PNEC: Predicted no-effect concentration
  
- ▶ AIIC: Australian Inventory of Industrial Chemicals

Continued...

- ▶ DSL: Domestic Substances List
- ▶ NDSL: Non-Domestic Substances List
- ▶ IECSC: Inventory of Existing Chemical Substance in China
- ▶ EINECS: European INventory of Existing Commercial chemical Substances
- ▶ ELINCS: European List of Notified Chemical Substances
- ▶ NLP: No-Longer Polymers
- ▶ ENCS: Existing and New Chemical Substances Inventory
- ▶ KECl: Korea Existing Chemicals Inventory
- ▶ NZIoC: New Zealand Inventory of Chemicals
- ▶ PICCS: Philippine Inventory of Chemicals and Chemical Substances
- ▶ TSCA: Toxic Substances Control Act
- ▶ TCSI: Taiwan Chemical Substance Inventory
- ▶ INSQ: Inventario Nacional de Sustancias Químicas
- ▶ NCI: National Chemical Inventory
- ▶ FBEPH: Russian Register of Potentially Hazardous Chemical and Biological Substances

This document is copyright.

Apart from any fair dealing for the purposes of private study, research, review or criticism, as permitted under the Copyright Act, no part may be reproduced by any process without written permission from CHEMWATCH.

TEL (+61 3) 9572 4700.