

R507

A-Gas (New Zealand) Limited

Version No: 11.1

Safety Data Sheet according to the Health and Safety at Work (Hazardous Substances) Regulations 2017

Issue Date: 07/05/2024

Print Date: 15/10/2024

L.GHS.NZL.EN

SECTION 1 Identification of the substance / mixture and of the company / undertaking

Product Identifier

Product name	R507
Synonyms	Not Available
Proper shipping name	LIQUEFIED GAS, N.O.S. (contains pentafluoroethane and 1,1,1-trifluoroethane)
Chemical formula	Not Available
Other means of identification	Not Available
CAS number	150621-87-7

Relevant identified uses of the substance or mixture and uses advised against

Relevant identified uses	Refrigerant for use in freezer systems and shock freezers.
--------------------------	------------------------------------------------------------

Details of the manufacturer or supplier of the safety data sheet

Registered company name	A-Gas (New Zealand) Limited
Address	68 Rangi Road Takanini 2105 New Zealand
Telephone	+64 0800 992 427
Fax	Not Available
Website	www.agas.com
Email	Not Available

Emergency telephone number

Association / Organisation	CHEMWATCH EMERGENCY RESPONSE (24/7)
Emergency telephone numbers	+64 800 700 112
Other emergency telephone numbers	+61 3 9573 3188


Once connected and if the message is not in your preferred language then please dial 01

SECTION 2 Hazards identification

Classification of the substance or mixture

Classification ^[1]	Gases Under Pressure (Compressed Gas)
Legend:	1. Classification by vendor; 2. Classification drawn from CCID EPA NZ; 3. Classification drawn from Regulation (EU) No 1272/2008 - Annex VI
Determined by using GHS/HSNO criteria	Compressed Gas

Label elements

Hazard pictogram(s)	
Signal word	Warning

Hazard statement(s)

H280	Contains gas under pressure; may explode if heated.
------	-----------------------------------------------------

Precautionary statement(s) General

P101	If medical advice is needed, have product container or label at hand.
P102	Keep out of reach of children.
P103	Read carefully and follow all instructions.

Precautionary statement(s) Prevention

Not Applicable

Precautionary statement(s) Response

Not Applicable

Precautionary statement(s) Storage

P410+P403	Protect from sunlight. Store in a well-ventilated place.
-----------	----------------------------------------------------------

Precautionary statement(s) Disposal

Not Applicable

SECTION 3 Composition / information on ingredients**Substances**

CAS No	%[weight]	Name
420-46-2	50	<u>1,1,1-trifluoroethane</u>
354-33-6	50	<u>pentafluoroethane</u>

Legend: 1. Classification by vendor; 2. Classification drawn from CCID EPA NZ; 3. Classification drawn from Regulation (EU) No 1272/2008 - Annex VI; 4. Classification drawn from C&L; * EU IOELVs available

Mixtures

See section above for composition of Substances

SECTION 4 First aid measures**Description of first aid measures**

Eye Contact	<ul style="list-style-type: none"> ▶ If product comes in contact with eyes remove the patient from gas source or contaminated area. ▶ Take the patient to the nearest eye wash, shower or other source of clean water. ▶ Open the eyelid(s) wide to allow the material to evaporate. ▶ Gently rinse the affected eye(s) with clean, cool water for at least 15 minutes. Have the patient lie or sit down and tilt the head back. Hold the eyelid(s) open and pour water slowly over the eyeball(s) at the inner corners, letting the water run out of the outer corners. ▶ The patient may be in great pain and wish to keep the eyes closed. It is important that the material is rinsed from the eyes to prevent further damage. ▶ Ensure that the patient looks up, and side to side as the eye is rinsed in order to better reach all parts of the eye(s) ▶ Transport to hospital or doctor. ▶ Even when no pain persists and vision is good, a doctor should examine the eye as delayed damage may occur. ▶ If the patient cannot tolerate light, protect the eyes with a clean, loosely tied bandage. ▶ Ensure verbal communication and physical contact with the patient. <p>DO NOT allow the patient to rub the eyes DO NOT allow the patient to tightly shut the eyes DO NOT introduce oil or ointment into the eye(s) without medical advice DO NOT use hot or tepid water.</p>
Skin Contact	<p>If skin contact occurs:</p> <ul style="list-style-type: none"> ▶ Immediately remove all contaminated clothing, including footwear. ▶ Flush skin and hair with running water (and soap if available). ▶ Seek medical attention in event of irritation. <p>In case of cold burns (frost-bite):</p> <ul style="list-style-type: none"> ▶ Move casualty into warmth before thawing the affected part; if feet are affected carry if possible ▶ Bathe the affected area immediately in luke-warm water (not more than 35 deg C) for 10 to 15 minutes, immersing if possible and without rubbing ▶ DO NOT apply hot water or radiant heat. ▶ Apply a clean, dry, light dressing of "fluffed-up" dry gauze bandage ▶ If a limb is involved, raise and support this to reduce swelling ▶ If an adult is involved and where intense pain occurs provide pain killers such as paracetamol ▶ Transport to hospital, or doctor ▶ Subsequent blackening of the exposed tissue indicates potential of necrosis, which may require amputation.

Continued...

Inhalation	<ul style="list-style-type: none"> ▶ Following exposure to gas, remove the patient from the gas source or contaminated area. ▶ NOTE: Personal Protective Equipment (PPE), including positive pressure self-contained breathing apparatus may be required to assure the safety of the rescuer. ▶ Prostheses such as false teeth, which may block the airway, should be removed, where possible, prior to initiating first aid procedures. ▶ If the patient is not breathing spontaneously, administer rescue breathing. ▶ If the patient does not have a pulse, administer CPR. ▶ If medical oxygen and appropriately trained personnel are available, administer 100% oxygen. ▶ Summon an emergency ambulance. If an ambulance is not available, contact a physician, hospital, or Poison Control Centre for further instruction. ▶ Keep the patient warm, comfortable and at rest while awaiting medical care. ▶ MONITOR THE BREATHING AND PULSE, CONTINUOUSLY. ▶ Administer rescue breathing (preferably with a demand-valve resuscitator, bag-valve mask-device, or pocket mask as trained) or CPR if necessary.
Ingestion	<ul style="list-style-type: none"> ▶ Not considered a normal route of entry. ▶ For advice, contact a Poisons Information Centre or a doctor. ▶ Avoid giving milk or oils. ▶ Avoid giving alcohol.

Indication of any immediate medical attention and special treatment needed

for intoxication due to Freons/ Halons;

A: Emergency and Supportive Measures

- ▶ Maintain an open airway and assist ventilation if necessary
- ▶ Treat coma and arrhythmias if they occur. Avoid (adrenaline) epinephrine or other sympathomimetic amines that may precipitate ventricular arrhythmias. Tachyarrhythmias caused by increased myocardial sensitisation may be treated with propranolol, 1-2 mg IV or esmolol 25-100 microgm/kg/min IV.
- ▶ Monitor the ECG for 4-6 hours

B: Specific drugs and antidotes:

- ▶ There is no specific antidote

C: Decontamination

- ▶ Inhalation; remove victim from exposure, and give supplemental oxygen if available.
- ▶ Ingestion; (a) Prehospital: Administer activated charcoal, if available. **DO NOT** induce vomiting because of rapid absorption and the risk of abrupt onset CNS depression. (b) Hospital: Administer activated charcoal, although the efficacy of charcoal is unknown. Perform gastric lavage only if the ingestion was very large and recent (less than 30 minutes)

D: Enhanced elimination:

- ▶ There is no documented efficacy for diuresis, haemodialysis, haemoperfusion, or repeat-dose charcoal.

POISONING and DRUG OVERDOSE, Californian Poison Control System Ed. Kent R Olson; 3rd Edition

- ▶ Do not administer sympathomimetic drugs unless absolutely necessary as material may increase myocardial irritability.
- ▶ No specific antidote.
- ▶ Because rapid absorption may occur through lungs if aspirated and cause systematic effects, the decision of whether to induce vomiting or not should be made by an attending physician.
- ▶ If lavage is performed, suggest endotracheal and/or esophageal control.
- ▶ Danger from lung aspiration must be weighed against toxicity when considering emptying the stomach.
- ▶ Treatment based on judgment of the physician in response to reactions of the patient

For frost-bite caused by liquefied petroleum gas:

- ▶ If part has not thawed, place in warm water bath (41-46 C) for 15-20 minutes, until the skin turns pink or red.
- ▶ Analgesia may be necessary while thawing.
- ▶ If there has been a massive exposure, the general body temperature must be depressed, and the patient must be immediately rewarmed by whole-body immersion, in a bath at the above temperature.
- ▶ Shock may occur during rewarming.
- ▶ Administer tetanus toxoid booster after hospitalization.
- ▶ Prophylactic antibiotics may be useful.
- ▶ The patient may require anticoagulants and oxygen.

[Shell Australia 22/12/87]

For gas exposures:

BASIC TREATMENT

- ▶ Establish a patent airway with suction where necessary.
- ▶ Watch for signs of respiratory insufficiency and assist ventilation as necessary.
- ▶ Administer oxygen by non-rebreather mask at 10 to 15 l/min.
- ▶ Monitor and treat, where necessary, for pulmonary oedema .
- ▶ Monitor and treat, where necessary, for shock.
- ▶ Anticipate seizures.

ADVANCED TREATMENT

- ▶ Consider orotracheal or nasotracheal intubation for airway control in unconscious patient or where respiratory arrest has occurred.
- ▶ Positive-pressure ventilation using a bag-valve mask might be of use.
- ▶ Monitor and treat, where necessary, for arrhythmias.
- ▶ Start an IV D5W TKO. If signs of hypovolaemia are present use lactated Ringers solution. Fluid overload might create complications.
- ▶ Drug therapy should be considered for pulmonary oedema.
- ▶ Hypotension with signs of hypovolaemia requires the cautious administration of fluids. Fluid overload might create complications.
- ▶ Treat seizures with diazepam.

▸ Proparacaine hydrochloride should be used to assist eye irrigation.

BRONSTEIN, A.C. and CURRANCE, P.L.

EMERGENCY CARE FOR HAZARDOUS MATERIALS EXPOSURE: 2nd Ed. 1994

SECTION 5 Firefighting measures

Extinguishing media

SMALL FIRE: Use extinguishing agent suitable for type of surrounding fire.

LARGE FIRE: Cool cylinder.

DO NOT direct water at source of leak or venting safety devices as icing may occur.

Special hazards arising from the substrate or mixture

Fire Incompatibility

▸ Avoid contamination with oxidising agents i.e. nitrates, oxidising acids, chlorine bleaches, pool chlorine etc. as ignition may result

Advice for firefighters

Fire Fighting	<p>----- GENERAL -----</p> <ul style="list-style-type: none"> ▸ Alert Fire Brigade and tell them location and nature of hazard. ▸ Wear breathing apparatus and protective gloves. ▸ Fight fire from a safe distance, with adequate cover. ▸ Use water delivered as a fine spray to control fire and cool adjacent area.
Fire/Explosion Hazard	<ul style="list-style-type: none"> ▸ Containers may explode when heated - Ruptured cylinders may rocket ▸ Fire exposed containers may vent contents through pressure relief devices. ▸ High concentrations of gas may cause asphyxiation without warning. ▸ May decompose explosively when heated or involved in fire. ▸ Contact with gas may cause burns, severe injury and/ or frostbite. <p>Decomposition may produce toxic fumes of: carbon monoxide (CO)</p> <p>Combustion products include: carbon dioxide (CO₂) hydrogen chloride phosgene hydrogen fluoride other pyrolysis products typical of burning organic material.</p> <p>Contains low boiling substance: Closed containers may rupture due to pressure buildup under fire conditions.</p> <ul style="list-style-type: none"> ▸ Vented gas is more dense than air and may collect in pits, basements.

SECTION 6 Accidental release measures

Personal precautions, protective equipment and emergency procedures

See section 8

Environmental precautions

See section 12

Methods and material for containment and cleaning up

Minor Spills	<ul style="list-style-type: none"> ▸ Avoid breathing vapour and any contact with liquid or gas. Protective equipment including respirator should be used. ▸ DO NOT enter confined spaces where gas may have accumulated. ▸ Increase ventilation.
Major Spills	<ul style="list-style-type: none"> ▸ Clear area of all unprotected personnel and move upwind. ▸ Alert Emergency Authority and advise them of the location and nature of hazard. ▸ Wear breathing apparatus and protective gloves. ▸ Prevent by any means available, spillage from entering drains and water-courses. ▸ Remove leaking cylinders to a safe place. ▸ Fit vent pipes. Release pressure under safe, controlled conditions ▸ Burn issuing gas at vent pipes. ▸ DO NOT exert excessive pressure on valve; DO NOT attempt to operate damaged valve.

Personal Protective Equipment advice is contained in Section 8 of the SDS.

SECTION 7 Handling and storage

Precautions for safe handling

Safe handling


· Consider use in closed pressurised systems, fitted with temperature, pressure and safety relief valves which are vented for safe dispersal. Use only properly specified equipment which is suitable for this product, its supply pressure and temperature

Continued...

	<ul style="list-style-type: none"> The tubing network design connecting gas cylinders to the delivery system should include appropriate pressure indicators and vacuum or suction lines. Fully-welded types of pressure gauges, where the bourdon tube sensing element is welded to the gauge body, are recommended. Before connecting gas cylinders, ensure manifold is mechanically secure and does not contain another gas. <ul style="list-style-type: none"> DO NOT transfer gas from one cylinder to another.
Other information	<ul style="list-style-type: none"> Cylinders should be stored in a purpose-built compound with good ventilation, preferably in the open. Such compounds should be sited and built in accordance with statutory requirements. The storage compound should be kept clear and access restricted to authorised personnel only. Cylinders stored in the open should be protected against rust and extremes of weather.

Conditions for safe storage, including any incompatibilities

Suitable container	<ul style="list-style-type: none"> Cylinder: Ensure the use of equipment rated for cylinder pressure. Ensure the use of compatible materials of construction. Valve protection cap to be in place until cylinder is secured, connected. Cylinder must be properly secured either in use or in storage.
Storage incompatibility	<ul style="list-style-type: none"> Compressed gases may contain a large amount of kinetic energy over and above that potentially available from the energy of reaction produced by the gas in chemical reaction with other substances



X — Must not be stored together

O — May be stored together with specific preventions

+ — May be stored together

Note: Depending on other risk factors, compatibility assessment based on the table above may not be relevant to storage situations, particularly where large volumes of dangerous goods are stored and handled. Reference should be made to the Safety Data Sheets for each substance or article and risks assessed accordingly.

SECTION 8 Exposure controls / personal protection

Control parameters

Occupational Exposure Limits (OEL)

INGREDIENT DATA

Not Available

Ingredient	Original IDLH	Revised IDLH
1,1,1-trifluoroethane	Not Available	Not Available
pentafluoroethane	Not Available	Not Available

MATERIAL DATA

Exposure controls

Appropriate engineering controls	<p>Engineering controls are used to remove a hazard or place a barrier between the worker and the hazard. Well-designed engineering controls can be highly effective in protecting workers and will typically be independent of worker interactions to provide this high level of protection. The basic types of engineering controls are:</p> <p>Process controls which involve changing the way a job activity or process is done to reduce the risk.</p> <p>Enclosure and/or isolation of emission source which keeps a selected hazard "physically" away from the worker and ventilation that strategically "adds" and "removes" air in the work environment.</p>
Individual protection measures, such as personal protective equipment	
Eye and face protection	<ul style="list-style-type: none"> Safety glasses with side shields. Chemical goggles. [AS/NZS 1337.1, EN166 or national equivalent] Contact lenses may pose a special hazard; soft contact lenses may absorb and concentrate irritants. A written policy document, describing the wearing of lenses or restrictions on use, should be created for each workplace or task.
Skin protection	See Hand protection below
Hands/feet protection	<ul style="list-style-type: none"> When handling sealed and suitably insulated cylinders wear cloth or leather gloves. Insulated gloves: NOTE: Insulated gloves should be loose fitting so that they may be removed quickly if liquid is spilled upon them. Insulated gloves are not made to permit hands to be placed in the liquid; they provide only short-term protection from accidental contact with the liquid.
Body protection	See Other protection below
Other protection	<ul style="list-style-type: none"> Protective overalls, closely fitted at neck and wrist.

Continued...

R507

- ▶ Eye-wash unit.
- ▶ Ensure availability of lifeline in confined spaces.
- ▶ Staff should be trained in all aspects of rescue work.

Respiratory protection

Type AX Filter of sufficient capacity. (AS/NZS 1716 & 1715, EN 143:2000 & 149:2001, ANSI Z88 or national equivalent)

SECTION 9 Physical and chemical properties**Information on basic physical and chemical properties**

Appearance	Colourless liquefied gas with faint ether odour; does not mix with water.		
Physical state	Liquefied Gas	Relative density (Water = 1)	1.05 @25C
Odour	Not Available	Partition coefficient n-octanol / water	Not Available
Odour threshold	Not Available	Auto-ignition temperature (°C)	Not Available
pH (as supplied)	Not Applicable	Decomposition temperature (°C)	Not Available
Melting point / freezing point (°C)	Not Available	Viscosity (cSt)	Not Available
Initial boiling point and boiling range (°C)	-46.7	Molecular weight (g/mol)	Not Applicable
Flash point (°C)	Not Available	Taste	Not Available
Evaporation rate	Not Available	Explosive properties	Not Available
Flammability	Not Available	Oxidising properties	Not Available
Upper Explosive Limit (%)	Not Available	Surface Tension (dyn/cm or mN/m)	Not Available
Lower Explosive Limit (%)	Not Available	Volatile Component (%vol)	Not Available
Vapour pressure (kPa)	1283 @25C	Gas group	Not Available
Solubility in water	Immiscible	pH as a solution (1%)	Not Applicable
Vapour density (Air = 1)	3.5	VOC g/L	Not Available
Heat of Combustion (kJ/g)	Not Available	Ignition Distance (cm)	Not Available
Flame Height (cm)	Not Available	Flame Duration (s)	Not Available
Enclosed Space Ignition Time Equivalent (s/m3)	Not Available	Enclosed Space Ignition Deflagration Density (g/m3)	Not Available

SECTION 10 Stability and reactivity

Reactivity	See section 7
Chemical stability	<ul style="list-style-type: none"> ▶ Unstable in the presence of incompatible materials. ▶ Product is considered stable. ▶ Hazardous polymerisation will not occur. ▶ Extremely high temperatures.
Possibility of hazardous reactions	See section 7
Conditions to avoid	See section 7
Incompatible materials	See section 7
Hazardous decomposition products	See section 5

SECTION 11 Toxicological information**Information on toxicological effects**

Inhaled	<p>Inhalation of vapours may cause drowsiness and dizziness. This may be accompanied by narcosis, reduced alertness, loss of reflexes, lack of coordination and vertigo.</p> <p>Inhalation of vapours or aerosols (mists, fumes), generated by the material during the course of normal handling, may be damaging to the health of the individual.</p> <p>Limited evidence or practical experience suggests that the material may produce irritation of the respiratory system, in a significant number of individuals, following inhalation. In contrast to most organs, the lung is able to respond to a chemical insult by first removing or neutralising the irritant and then repairing the damage. The repair process, which initially evolved to protect mammalian lungs from foreign matter and antigens, may however, produce further lung damage resulting in the impairment of gas exchange, the primary function of the</p>
----------------	-----------------------------------------------------------------------------------------------------------------------------------------------------------------------------------------------------------------------------------------------------------------------------------------------------------------------------------------------------------------------------------------------------------------------------------------------------------------------------------------------------------------------------------------------------------------------------------------------------------------------------------------------------------------------------------------------------------------------------------------------------------------------------------------------------------------------------------------------------------------------------------------------------------------------------------------

Continued...

R507

	<p>lungs. Respiratory tract irritation often results in an inflammatory response involving the recruitment and activation of many cell types, mainly derived from the vascular system.</p> <p>Material is highly volatile and may quickly form a concentrated atmosphere in confined or unventilated areas. The vapour may displace and replace air in breathing zone, acting as a simple asphyxiant. This may happen with little warning of overexposure.</p> <p>Symptoms of asphyxia (suffocation) may include headache, dizziness, shortness of breath, muscular weakness, drowsiness and ringing in the ears. If the asphyxia is allowed to progress, there may be nausea and vomiting, further physical weakness and unconsciousness and, finally, convulsions, coma and death. Significant concentrations of the non-toxic gas reduce the oxygen level in the air. As the amount of oxygen is reduced from 21 to 14 volume %, the pulse rate accelerates and the rate and volume of breathing increase.</p> <p>The use of a quantity of material in an unventilated or confined space may result in increased exposure and an irritating atmosphere developing. Before starting consider control of exposure by mechanical ventilation.</p>
Ingestion	<p>Not normally a hazard due to physical form of product.</p> <p>Considered an unlikely route of entry in commercial/industrial environments</p>
Skin Contact	<p>Limited evidence exists, or practical experience predicts, that the material either produces inflammation of the skin in a substantial number of individuals following direct contact, and/or produces significant inflammation when applied to the healthy intact skin of animals, for up to four hours, such inflammation being present twenty-four hours or more after the end of the exposure period. Skin irritation may also be present after prolonged or repeated exposure; this may result in a form of contact dermatitis (nonallergic). The dermatitis is often characterised by skin redness (erythema) and swelling (oedema) which may progress to blistering (vesiculation), scaling and thickening of the epidermis. At the microscopic level there may be intercellular oedema of the spongy layer of the skin (spongiosis) and intracellular oedema of the epidermis.</p> <p>Entry into the blood-stream through, for example, cuts, abrasions, puncture wounds or lesions, may produce systemic injury with harmful effects. Examine the skin prior to the use of the material and ensure that any external damage is suitably protected.</p> <p>Vapourising liquid causes rapid cooling and contact may cause cold burns, frostbite, even through normal gloves. Frozen skin tissues are painless and appear waxy and yellow. Signs and symptoms of frost-bite may include "pins and needles", paleness followed by numbness, a hardening and stiffening of the skin, a progression of colour changes in the affected area, (first white, then mottled and blue and eventually black; on recovery, red, hot, painful and blistered).</p>
Eye	<p>Although the material is not thought to be an irritant (as classified by EC Directives), direct contact with the eye may produce transient discomfort characterised by tearing or conjunctival redness (as with windburn).</p> <p>Direct contact with the eye may not cause irritation because of the extreme volatility of the gas; however concentrated atmospheres may produce irritation after brief exposures..</p>
Chronic	<p>Limited evidence suggests that repeated or long-term occupational exposure may produce cumulative health effects involving organs or biochemical systems.</p> <p>Principal route of occupational exposure to the gas is by inhalation.</p> <p>It is generally accepted that the fluorocarbons are less toxic than the corresponding halogenated aliphatic based on chlorine. Repeated inhalation exposure to the fluorocarbon FC-11 does not produce pathologic lesions of the liver and other visceral organs in experimental animals. There has been conjecture in non-scientific publications that fluorocarbons may cause leukemia, cancer, sterility and birth defects; these have not been verified by current research. The high incidence of cancer, spontaneous abortion and congenital anomalies amongst hospital personnel, repeatedly exposed to fluorine-containing general anaesthetics, has caused some scientists to call for a lowering of the fluorocarbon exposure standard to 5 ppm since some are mutagens.</p>

R507	TOXICITY	IRRITATION
	Not Available	Not Available

Legend: 1. Value obtained from Europe ECHA Registered Substances - Acute toxicity 2. Value obtained from manufacturer's SDS. Unless otherwise specified data extracted from RTECS - Register of Toxic Effect of chemical Substances

1,1,1-TRIFLUOROETHANE	NOTE: Substance has been shown to be mutagenic in at least one assay, or belongs to a family of chemicals producing damage or change to cellular DNA.
PENTAFLUOROETHANE	Cardiac sensitisation threshold limit >245400 mg/m ³ Anaesthetic effects threshold limit 490800 mg/m ³ * DuPont SDS

Acute Toxicity	✗	Carcinogenicity	✗
Skin Irritation/Corrosion	✗	Reproductivity	✗
Serious Eye Damage/Irritation	✗	STOT - Single Exposure	✗
Respiratory or Skin sensitisation	✗	STOT - Repeated Exposure	✗
Mutagenicity	✗	Aspiration Hazard	✗

Legend: ✗ – Data either not available or does not fill the criteria for classification
 ✓ – Data available to make classification

SECTION 12 Ecological information

Toxicity

R507	Endpoint	Test Duration (hr)	Species	Value	Source
	Not Available	Not Available	Not Available	Not Available	Not Available

Continued...

Legend: Extracted from 1. IUCLID Toxicity Data 2. Europe ECHA Registered Substances - Ecotoxicological Information - Aquatic Toxicity 4. US EPA, Ecotox database - Aquatic Toxicity Data 5. ECETOC Aquatic Hazard Assessment Data 6. NITE (Japan) - Bioconcentration Data 7. METI (Japan) - Bioconcentration Data 8. Vendor Data

DO NOT discharge into sewer or waterways.

Persistence and degradability

Ingredient	Persistence: Water/Soil	Persistence: Air
1,1,1-trifluoroethane	HIGH	HIGH
pentafluoroethane	HIGH	HIGH

Bioaccumulative potential

Ingredient	Bioaccumulation
1,1,1-trifluoroethane	LOW (LogKOW = 1.7393)
pentafluoroethane	LOW (LogKOW = 1.5472)

Mobility in soil

Ingredient	Mobility
1,1,1-trifluoroethane	LOW (Log KOC = 48.64)
pentafluoroethane	LOW (Log KOC = 154.4)

SECTION 13 Disposal considerations

Waste treatment methods

Product / Packaging disposal	
	<ul style="list-style-type: none"> ▶ Evaporate residue at an approved site. ▶ Return empty containers to supplier. If containers are marked non-returnable establish means of disposal with manufacturer prior to purchase. ▶ Ensure damaged or non-returnable cylinders are gas-free before disposal.

Ensure that the hazardous substance is disposed in accordance with the Hazardous Substances (Disposal) Notice 2017


Disposal Requirements

Packages that have been in direct contact with the hazardous substance must be only disposed if the hazardous substance was appropriately removed and cleaned out from the package. The package must be disposed according to the manufacturer's directions taking into account the material it is made of. Packages which hazardous content have been appropriately treated and removed may be recycled.

DO NOT dispose to a landfill.

SECTION 14 Transport information

Labels Required

	
Marine Pollutant	NO
HAZCHEM	2TE

Land transport (UN)

14.1. UN number or ID number	3163				
14.2. UN proper shipping name	LIQUEFIED GAS, N.O.S. (contains pentafluoroethane and 1,1,1-trifluoroethane)				
14.3. Transport hazard class(es)	<table border="1"> <tr> <td>Class</td> <td>2.2</td> </tr> <tr> <td>Subsidiary Hazard</td> <td>Not Applicable</td> </tr> </table>	Class	2.2	Subsidiary Hazard	Not Applicable
Class	2.2				
Subsidiary Hazard	Not Applicable				
14.4. Packing group	Not Applicable				
14.5. Environmental hazard	Not Applicable				

14.6. Special precautions for user	Special provisions	274; 392
	Limited quantity	120 ml

Air transport (ICAO-IATA / DGR)

14.1. UN number	3163	
14.2. UN proper shipping name	Liquefied gas, n.o.s. * (contains pentafluoroethane and 1,1,1-trifluoroethane)	
14.3. Transport hazard class(es)	ICAO/IATA Class	2.2
	ICAO / IATA Subsidiary Hazard	Not Applicable
	ERG Code	2L
14.4. Packing group	Not Applicable	
14.5. Environmental hazard	Not Applicable	
14.6. Special precautions for user	Special provisions	Not Applicable
	Cargo Only Packing Instructions	200
	Cargo Only Maximum Qty / Pack	150 kg
	Passenger and Cargo Packing Instructions	200
	Passenger and Cargo Maximum Qty / Pack	75 kg
	Passenger and Cargo Limited Quantity Packing Instructions	Forbidden
	Passenger and Cargo Limited Maximum Qty / Pack	Forbidden

Sea transport (IMDG-Code / GGVSee)

14.1. UN number	3163	
14.2. UN proper shipping name	LIQUEFIED GAS, N.O.S. (contains pentafluoroethane and 1,1,1-trifluoroethane)	
14.3. Transport hazard class(es)	IMDG Class	2.2
	IMDG Subsidiary Hazard	Not Applicable
14.4. Packing group	Not Applicable	
14.5. Environmental hazard	Not Applicable	
14.6. Special precautions for user	EMS Number	F-C , S-V
	Special provisions	274 392
	Limited Quantities	120 mL

14.7.1. Transport in bulk according to Annex II of MARPOL and the IBC code

Not Applicable

14.7.2. Transport in bulk in accordance with MARPOL Annex V and the IMSBC Code

Product name	Group
1,1,1-trifluoroethane	Not Available
pentafluoroethane	Not Available

14.7.3. Transport in bulk in accordance with the IGC Code

Product name	Ship Type
1,1,1-trifluoroethane	Not Available
pentafluoroethane	Not Available

SECTION 15 Regulatory information**Safety, health and environmental regulations / legislation specific for the substance or mixture**

This substance is to be managed using the conditions specified in an applicable Group Standard

HSR Number	Group Standard
Not Applicable	Not Applicable

Continued...

Please refer to Section 8 of the SDS for any applicable tolerable exposure limit or Section 12 for environmental exposure limit.

1,1,1-trifluoroethane is found on the following regulatory lists

New Zealand Approved Hazardous Substances with controls

New Zealand Hazardous Substances and New Organisms (HSNO) Act - Classification of Chemicals

New Zealand Hazardous Substances and New Organisms (HSNO) Act - Classification of Chemicals - Classification Data

New Zealand Inventory of Chemicals (NZIOC)

UNEP (United Nations Environment Programme) Montreal Protocol Ozone Depletors - Annex F

pentafluoroethane is found on the following regulatory lists

New Zealand Inventory of Chemicals (NZIOC)

UNEP (United Nations Environment Programme) Montreal Protocol Ozone Depletors - Annex F

Additional Regulatory Information

Not Applicable

Hazardous Substance Location

Subject to the Health and Safety at Work (Hazardous Substances) Regulations 2017.

Hazard Class	Quantities
Not Applicable	Not Applicable

Certified Handler

Subject to Part 4 of the Health and Safety at Work (Hazardous Substances) Regulations 2017.

Class of substance	Quantities
Not Applicable	Not Applicable

Refer Group Standards for further information

Maximum quantities of certain hazardous substances permitted on passenger service vehicles

Subject to Regulation 13.14 of the Health and Safety at Work (Hazardous Substances) Regulations 2017.

Hazard Class	Gas (aggregate water capacity in mL)	Liquid (L)	Solid (kg)	Maximum quantity per package for each classification
Not Applicable	Not Applicable	Not Applicable	Not Applicable	Not Applicable

Tracking Requirements

Not Applicable

National Inventory Status

National Inventory	Status
Australia - AIIC / Australia Non-Industrial Use	Yes
Canada - DSL	Yes
Canada - NDSL	No (1,1,1-trifluoroethane; pentafluoroethane)
China - IECSC	Yes
Europe - EINEC / ELINCS / NLP	Yes
Japan - ENCS	Yes
Korea - KECI	Yes
New Zealand - NZIOC	Yes
Philippines - PICCS	Yes
USA - TSCA	All chemical substances in this product have been designated as TSCA Inventory 'Active'
Taiwan - TCSI	Yes
Mexico - INSQ	Yes
Vietnam - NCI	Yes
Russia - FBEPH	Yes
Legend:	Yes = All CAS declared ingredients are on the inventory No = One or more of the CAS listed ingredients are not on the inventory. These ingredients may be exempt or will require registration.

SECTION 16 Other information

Revision Date	07/05/2024
---------------	------------

Initial Date	19/01/2007
---------------------	------------

SDS Version Summary

Version	Date of Update	Sections Updated
10.1	31/08/2023	Identification of the substance / mixture and of the company / undertaking - Supplier Information
11.1	07/05/2024	Handling and storage - Storage (suitable container)

Other information

Classification of the preparation and its individual components has drawn on official and authoritative sources using available literature references.

The SDS is a Hazard Communication tool and should be used to assist in the Risk Assessment. Many factors determine whether the reported Hazards are Risks in the workplace or other settings. Risks may be determined by reference to Exposures Scenarios. Scale of use, frequency of use and current or available engineering controls must be considered.

Definitions and abbreviations

- ▶ PC - TWA: Permissible Concentration-Time Weighted Average
- ▶ PC - STEL: Permissible Concentration-Short Term Exposure Limit
- ▶ IARC: International Agency for Research on Cancer
- ▶ ACGIH: American Conference of Governmental Industrial Hygienists
- ▶ STEL: Short Term Exposure Limit
- ▶ TEEL: Temporary Emergency Exposure Limit,
- ▶ IDLH: Immediately Dangerous to Life or Health Concentrations
- ▶ ES: Exposure Standard
- ▶ OSF: Odour Safety Factor
- ▶ NOAEL: No Observed Adverse Effect Level
- ▶ LOAEL: Lowest Observed Adverse Effect Level
- ▶ TLV: Threshold Limit Value
- ▶ LOD: Limit Of Detection
- ▶ OTV: Odour Threshold Value
- ▶ BCF: BioConcentration Factors
- ▶ BEI: Biological Exposure Index
- ▶ DNEL: Derived No-Effect Level
- ▶ PNEC: Predicted no-effect concentration

- ▶ AIIC: Australian Inventory of Industrial Chemicals
- ▶ DSL: Domestic Substances List
- ▶ NDSL: Non-Domestic Substances List
- ▶ IECSC: Inventory of Existing Chemical Substance in China
- ▶ EINECS: European INventory of Existing Commercial chemical Substances
- ▶ ELINCS: European List of Notified Chemical Substances
- ▶ NLP: No-Longer Polymers
- ▶ ENCS: Existing and New Chemical Substances Inventory
- ▶ KECl: Korea Existing Chemicals Inventory
- ▶ NZIoC: New Zealand Inventory of Chemicals
- ▶ PICCS: Philippine Inventory of Chemicals and Chemical Substances
- ▶ TSCA: Toxic Substances Control Act
- ▶ TCSI: Taiwan Chemical Substance Inventory
- ▶ INSQ: Inventario Nacional de Sustancias Químicas
- ▶ NCI: National Chemical Inventory
- ▶ FBEPH: Russian Register of Potentially Hazardous Chemical and Biological Substances