

R407C

A-Gas (S.E.A.) Private Limited

Chemwatch: 4788-24
Version No: 4.1
Safety Data Sheet

Chemwatch Hazard Alert Code: 1

Issue Date: 01/11/2019
Print Date: 10/12/2021
L.GHS.SG.PEN

SECTION 1 Identification of the substance / mixture and of the company / undertaking

Product Identifier

Product name	R407C
Chemical Name	Not Applicable
Synonyms	Not Available
Proper shipping name	REFRIGERANT GAS R 407C
Chemical formula	Not Applicable
Other means of identification	Not Available

Relevant identified uses of the substance or mixture and uses advised against

Relevant identified uses	Refrigeration. The use of a quantity of material in an unventilated or confined space may result in increased exposure and an irritating atmosphere developing. Before starting consider control of exposure by mechanical ventilation.
--------------------------	--

Details of the supplier of the safety data sheet

Registered company name	A-Gas (S.E.A.) Private Limited	Vemac Services Private Limited
Address	10 Gul Crescent Singapore 629523 Singapore	10 Gul Crescent 629523 Singapore
Telephone	64673990	+6591823010
Fax	65 68366521	64697502
Website	www.agas.com	www.agas.com
Email	Not Available	faizil.akbar@agas.com

Emergency telephone number


Association / Organisation	Chemwatch	Vemac Services Private Limited
Emergency telephone numbers	+800 2436 2255	64673990
Other emergency telephone numbers	+61 2 9186 1132	Not Available

SECTION 2 Hazards identification

Classification of the substance or mixture

Classification	Gases Under Pressure (Liquefied Gas)
----------------	--------------------------------------

Label elements

Hazard pictogram(s)	
Signal word	Warning

Hazard statement(s)

H280	Contains gas under pressure; may explode if heated.
------	---

Precautionary statement(s) General

P101	If medical advice is needed, have product container or label at hand.
P102	Keep out of reach of children.
P103	Read label before use.

Precautionary statement(s) Prevention

Not Applicable

Precautionary statement(s) Response

Not Applicable

Precautionary statement(s) Storage

P410+P403	Protect from sunlight. Store in a well-ventilated place.
-----------	--

Precautionary statement(s) Disposal

Not Applicable

SECTION 3 Composition / information on ingredients**Substances**

See section below for composition of Mixtures

Mixtures

CAS No	%[weight]	Name
811-97-2	51-54	<u>1,1,1,2-tetrafluoroethane</u>
354-33-6	24-26	<u>pentafluoroethane</u>
75-10-5	22-24	<u>difluoromethane</u>

SECTION 4 First aid measures**Description of first aid measures**

Eye Contact	<ul style="list-style-type: none"> ▶ If product comes in contact with eyes remove the patient from gas source or contaminated area. ▶ Take the patient to the nearest eye wash, shower or other source of clean water. ▶ Open the eyelid(s) wide to allow the material to evaporate. ▶ Gently rinse the affected eye(s) with clean, cool water for at least 15 minutes. Have the patient lie or sit down and tilt the head back. Hold the eyelid(s) open and pour water slowly over the eyeball(s) at the inner corners, letting the water run out of the outer corners. ▶ The patient may be in great pain and wish to keep the eyes closed. It is important that the material is rinsed from the eyes to prevent further damage. ▶ Ensure that the patient looks up, and side to side as the eye is rinsed in order to better reach all parts of the eye(s) ▶ Transport to hospital or doctor. ▶ Even when no pain persists and vision is good, a doctor should examine the eye as delayed damage may occur. ▶ If the patient cannot tolerate light, protect the eyes with a clean, loosely tied bandage. ▶ Ensure verbal communication and physical contact with the patient. <p>DO NOT allow the patient to rub the eyes DO NOT allow the patient to tightly shut the eyes DO NOT introduce oil or ointment into the eye(s) without medical advice DO NOT use hot or tepid water.</p>
Skin Contact	<p>If skin contact occurs:</p> <ul style="list-style-type: none"> ▶ Immediately remove all contaminated clothing, including footwear. ▶ Flush skin and hair with running water (and soap if available). ▶ Seek medical attention in event of irritation. <p>In case of cold burns (frost-bite):</p> <ul style="list-style-type: none"> ▶ Move casualty into warmth before thawing the affected part; if feet are affected carry if possible ▶ Bathe the affected area immediately in luke-warm water (not more than 35 deg C) for 10 to 15 minutes, immersing if possible and without rubbing ▶ DO NOT apply hot water or radiant heat. ▶ Apply a clean, dry, light dressing of "fluffed-up" dry gauze bandage ▶ If a limb is involved, raise and support this to reduce swelling ▶ If an adult is involved and where intense pain occurs provide pain killers such as paracetamol ▶ Transport to hospital, or doctor ▶ Subsequent blackening of the exposed tissue indicates potential of necrosis, which may require amputation.
Inhalation	<ul style="list-style-type: none"> ▶ Following exposure to gas, remove the patient from the gas source or contaminated area. ▶ NOTE: Personal Protective Equipment (PPE), including positive pressure self-contained breathing apparatus may be required to assure the safety of the rescuer. ▶ Prostheses such as false teeth, which may block the airway, should be removed, where possible, prior to initiating first aid procedures. ▶ If the patient is not breathing spontaneously, administer rescue breathing. ▶ If the patient does not have a pulse, administer CPR. ▶ If medical oxygen and appropriately trained personnel are available, administer 100% oxygen. ▶ Summon an emergency ambulance. If an ambulance is not available, contact a physician, hospital, or Poison Control Centre for further instruction. ▶ Keep the patient warm, comfortable and at rest while awaiting medical care. ▶ MONITOR THE BREATHING AND PULSE, CONTINUOUSLY. ▶ Administer rescue breathing (preferably with a demand-valve resuscitator, bag-valve mask-device, or pocket mask as trained) or CPR if necessary.
Ingestion	<ul style="list-style-type: none"> ▶ Not considered a normal route of entry. ▶ For advice, contact a Poisons Information Centre or a doctor. ▶ Avoid giving milk or oils. ▶ Avoid giving alcohol. ▶ If spontaneous vomiting appears imminent or occurs, hold patient's head down, lower than their hips to help avoid possible aspiration of vomitus.

Indication of any immediate medical attention and special treatment needed

for intoxication due to Freons/ Halons;

A: Emergency and Supportive Measures

- ▶ Maintain an open airway and assist ventilation if necessary
- ▶ Treat coma and arrhythmias if they occur. Avoid (adrenaline) epinephrine or other sympathomimetic amines that may precipitate ventricular arrhythmias. Tachyarrhythmias caused by increased myocardial sensitisation may be treated with propranolol, 1-2 mg IV or esmolol 25-100 microgm/kg/min IV.
- ▶ Monitor the ECG for 4-6 hours

B: Specific drugs and antidotes:

- ▶ There is no specific antidote

C: Decontamination

- ▶ Inhalation; remove victim from exposure, and give supplemental oxygen if available.

- ▶ Ingestion; (a) Prehospital: Administer activated charcoal, if available. **DO NOT** induce vomiting because of rapid absorption and the risk of abrupt onset CNS depression. (b) Hospital: Administer activated charcoal, although the efficacy of charcoal is unknown. Perform gastric lavage only if the ingestion was very large and recent (less than 30 minutes)

D: Enhanced elimination:

- ▶ There is no documented efficacy for diuresis, haemodialysis, haemoperfusion, or repeat-dose charcoal.

POISONING and DRUG OVERDOSE, Californian Poison Control System Ed. Kent R Olson; 3rd Edition

- ▶ Do not administer sympathomimetic drugs unless absolutely necessary as material may increase myocardial irritability.
- ▶ No specific antidote.
- ▶ Because rapid absorption may occur through lungs if aspirated and cause systematic effects, the decision of whether to induce vomiting or not should be made by an attending physician.
- ▶ If lavage is performed, suggest endotracheal and/or esophageal control.
- ▶ Danger from lung aspiration must be weighed against toxicity when considering emptying the stomach.
- ▶ Treatment based on judgment of the physician in response to reactions of the patient

For frost-bite caused by liquefied petroleum gas:

- ▶ If part has not thawed, place in warm water bath (41-46 C) for 15-20 minutes, until the skin turns pink or red.
- ▶ Analgesia may be necessary while thawing.
- ▶ If there has been a massive exposure, the general body temperature must be depressed, and the patient must be immediately rewarmed by whole-body immersion, in a bath at the above temperature.
- ▶ Shock may occur during rewarming.
- ▶ Administer tetanus toxoid booster after hospitalization.
- ▶ Prophylactic antibiotics may be useful.
- ▶ The patient may require anticoagulants and oxygen.

[Shell Australia 22/12/87]

For gas exposures:

BASIC TREATMENT

- ▶ Establish a patent airway with suction where necessary.
- ▶ Watch for signs of respiratory insufficiency and assist ventilation as necessary.
- ▶ Administer oxygen by non-rebreather mask at 10 to 15 l/min.
- ▶ Monitor and treat, where necessary, for pulmonary oedema .
- ▶ Monitor and treat, where necessary, for shock.
- ▶ Anticipate seizures.

ADVANCED TREATMENT

- ▶ Consider orotracheal or nasotracheal intubation for airway control in unconscious patient or where respiratory arrest has occurred.
- ▶ Positive-pressure ventilation using a bag-valve mask might be of use.
- ▶ Monitor and treat, where necessary, for arrhythmias.
- ▶ Start an IV D5W TKO. If signs of hypovolaemia are present use lactated Ringers solution. Fluid overload might create complications.
- ▶ Drug therapy should be considered for pulmonary oedema.
- ▶ Hypotension with signs of hypovolaemia requires the cautious administration of fluids. Fluid overload might create complications.
- ▶ Treat seizures with diazepam.
- ▶ Proparacaine hydrochloride should be used to assist eye irrigation.

BRONSTEIN, A.C. and CURRANCE, P.L.

EMERGENCY CARE FOR HAZARDOUS MATERIALS EXPOSURE: 2nd Ed. 1994

SECTION 5 Firefighting measures

Extinguishing media

SMALL FIRE: Use extinguishing agent suitable for type of surrounding fire.**LARGE FIRE:** Cool cylinder.**DO NOT** direct water at source of leak or venting safety devices as icing may occur.

Special hazards arising from the substrate or mixture

Fire Incompatibility

- ▶ Avoid contamination with oxidising agents i.e. nitrates, oxidising acids, chlorine bleaches, pool chlorine etc. as ignition may result

Advice for firefighters

Fire Fighting	<p>GENERAL</p> <ul style="list-style-type: none"> ▶ Alert Fire Brigade and tell them location and nature of hazard. ▶ Wear breathing apparatus and protective gloves. ▶ Fight fire from a safe distance, with adequate cover. ▶ Use water delivered as a fine spray to control fire and cool adjacent area.
Fire/Explosion Hazard	<ul style="list-style-type: none"> ▶ Containers may explode when heated - Ruptured cylinders may rocket ▶ Fire exposed containers may vent contents through pressure relief devices. ▶ High concentrations of gas may cause asphyxiation without warning. ▶ May decompose explosively when heated or involved in fire. ▶ Contact with gas may cause burns, severe injury and/ or frostbite. <p>Decomposition may produce toxic fumes of: carbon monoxide (CO) Combustion products include: carbon dioxide (CO₂) hydrogen fluoride other pyrolysis products typical of burning organic material.</p> <p>Contains low boiling substance: Closed containers may rupture due to pressure buildup under fire conditions.</p>

SECTION 6 Accidental release measures

Personal precautions, protective equipment and emergency procedures

See section 8

Environmental precautions

See section 12

Methods and material for containment and cleaning up

Minor Spills	<ul style="list-style-type: none"> ▶ Avoid breathing vapour and any contact with liquid or gas. Protective equipment including respirator should be used. ▶ DO NOT enter confined spaces where gas may have accumulated. ▶ Increase ventilation.
Major Spills	<ul style="list-style-type: none"> ▶ Clear area of all unprotected personnel and move upwind. ▶ Alert Emergency Authority and advise them of the location and nature of hazard. ▶ Wear breathing apparatus and protective gloves. ▶ Prevent by any means available, spillage from entering drains and water-courses. ▶ Remove leaking cylinders to a safe place. ▶ Fit vent pipes. Release pressure under safe, controlled conditions ▶ Burn issuing gas at vent pipes. ▶ DO NOT exert excessive pressure on valve; DO NOT attempt to operate damaged valve.

Personal Protective Equipment advice is contained in Section 8 of the SDS.

SECTION 7 Handling and storage**Precautions for safe handling**

Safe handling	<ul style="list-style-type: none"> -Consider use in closed pressurised systems, fitted with temperature, pressure and safety relief valves which are vented for safe dispersal. Use only properly specified equipment which is suitable for this product, its supply pressure and temperature -The tubing network design connecting gas cylinders to the delivery system should include appropriate pressure indicators and vacuum or suction lines. -Fully-welded types of pressure gauges, where the bourdon tube sensing element is welded to the gauge body, are recommended. -Before connecting gas cylinders, ensure manifold is mechanically secure and does not containing another gas. ▶ DO NOT transfer gas from one cylinder to another.
Other information	<ul style="list-style-type: none"> ▶ Cylinders should be stored in a purpose-built compound with good ventilation, preferably in the open. ▶ Such compounds should be sited and built in accordance with statutory requirements. ▶ The storage compound should be kept clear and access restricted to authorised personnel only. ▶ Cylinders stored in the open should be protected against rust and extremes of weather.

Conditions for safe storage, including any incompatibilities

Suitable container	<ul style="list-style-type: none"> ▶ DO NOT use aluminium or galvanised containers ▶ Cylinder: ▶ Ensure the use of equipment rated for cylinder pressure. ▶ Ensure the use of compatible materials of construction. ▶ Valve protection cap to be in place until cylinder is secured, connected. ▶ Cylinder must be properly secured either in use or in storage.
Storage incompatibility	<p>As a general rule, hydrofluorocarbons tend to be flammable unless they contain more fluorine atoms than hydrogen atoms.</p> <p>Haloalkanes:</p> <ul style="list-style-type: none"> ▶ are highly reactive:some of the more lightly substituted lower members are highly flammable; the more highly substituted may be used as fire suppressants, not always with the anticipated results. ▶ may react with the lighter divalent metals to produce more reactive compounds analogous to Grignard reagents. ▶ may produce explosive compounds following prolonged contact with metallic or other azides ▶ may react on contact with potassium or its alloys - although apparently stable on contact with a wide rage of halocarbons, reaction products may be shock-sensitive and may explode with great violence on light impact; severity generally increases with the degree of halocarbon substitution and potassium-sodium alloys give extremely sensitive mixtures . <p>BREThERICK L.: Handbook of Reactive Chemical Hazards</p> <ul style="list-style-type: none"> ▶ react with metal halides and active metals, eg. sodium (Na), potassium (K), lithium (Li),calcium (Ca), zinc (Zn), powdered aluminium (Al) and aluminium alloys, magnesium (Mg) and magnesium alloys. ▶ Compressed gases may contain a large amount of kinetic energy over and above that potentially available from the energy of reaction produced by the gas in chemical reaction with other substances



X — Must not be stored together
 O — May be stored together with specific precautions
 + — May be stored together

Note: Depending on other risk factors, compatibility assessment based on the table above may not be relevant to storage situations, particularly where large volumes of dangerous goods are stored and handled. Reference should be made to the Safety Data Sheets for each substance or article and risks assessed accordingly.

SECTION 8 Exposure controls / personal protection**Control parameters**

Occupational Exposure Limits (OEL)

INGREDIENT DATA

Not Available

Emergency Limits

Ingredient	TEEL-1	TEEL-2	TEEL-3
1,1,1,2-tetrafluoroethane	Not Available	Not Available	Not Available
difluoromethane	3,000 ppm	6,500 ppm	39,000 ppm


Continued...

Ingredient	Original IDLH	Revised IDLH
1,1,1,2-tetrafluoroethane	Not Available	Not Available
pentafluoroethane	Not Available	Not Available
difluoromethane	Not Available	Not Available

MATERIAL DATA

Sensory irritants are chemicals that produce temporary and undesirable side-effects on the eyes, nose or throat. Historically occupational exposure standards for these irritants have been based on observation of workers' responses to various airborne concentrations. Present day expectations require that nearly every individual should be protected against even minor sensory irritation and exposure standards are established using uncertainty factors or safety factors of 5 to 10 or more. On occasion animal no-observable-effect-levels (NOEL) are used to determine these limits where human results are unavailable.

Exposure controls

Appropriate engineering controls	<p>Engineering controls are used to remove a hazard or place a barrier between the worker and the hazard. Well-designed engineering controls can be highly effective in protecting workers and will typically be independent of worker interactions to provide this high level of protection.</p> <p>The basic types of engineering controls are:</p> <p>Process controls which involve changing the way a job activity or process is done to reduce the risk.</p> <p>Enclosure and/or isolation of emission source which keeps a selected hazard "physically" away from the worker and ventilation that strategically "adds" and "removes" air in the work environment.</p>
Personal protection	
Eye and face protection	<ul style="list-style-type: none"> ▶ Chemical goggles. ▶ Full face shield may be required for supplementary but never for primary protection of eyes. ▶ Contact lenses may pose a special hazard; soft contact lenses may absorb and concentrate irritants. A written policy document, describing the wearing of lenses or restrictions on use, should be created for each workplace or task.
Skin protection	See Hand protection below
Hands/feet protection	<ul style="list-style-type: none"> ▶ When handling sealed and suitably insulated cylinders wear cloth or leather gloves. ▶ Insulated gloves: <p>NOTE: Insulated gloves should be loose fitting so that they may be removed quickly if liquid is spilled upon them. Insulated gloves are not made to permit hands to be placed in the liquid; they provide only short-term protection from accidental contact with the liquid.</p>
Body protection	See Other protection below
Other protection	<ul style="list-style-type: none"> ▶ Protective overalls, closely fitted at neck and wrist. ▶ Eye-wash unit. ▶ Ensure availability of lifeline in confined spaces. ▶ Staff should be trained in all aspects of rescue work.

Respiratory protection

Type AX Filter of sufficient capacity. (AS/NZS 1716 & 1715, EN 143:2000 & 149:2001, ANSI Z88 or national equivalent)

- ▶ Cartridge respirators should never be used for emergency ingress or in areas of unknown vapour concentrations or oxygen content.
- ▶ The wearer must be warned to leave the contaminated area immediately on detecting any odours through the respirator. The odour may indicate that the mask is not functioning properly, that the vapour concentration is too high, or that the mask is not properly fitted. Because of these limitations, only restricted use of cartridge respirators is considered appropriate.
- ▶ Cartridge performance is affected by humidity. Cartridges should be changed after 2 hr of continuous use unless it is determined that the humidity is less than 75%, in which case, cartridges can be used for 4 hr. Used cartridges should be discarded daily, regardless of the length of time used
- ▶ Positive pressure, full face, air-supplied breathing apparatus should be used for work in enclosed spaces if a leak is suspected or the primary containment is to be opened (e.g. for a cylinder change)
- ▶ Air-supplied breathing apparatus is required where release of gas from primary containment is either suspected or demonstrated.

SECTION 9 Physical and chemical properties**Information on basic physical and chemical properties**

Appearance	Colourless liquefied gas with ethereal odour.		
Physical state	Liquefied Gas	Relative density (Water = 1)	Not Available
Odour	Not Available	Partition coefficient n-octanol / water	Not Available
Odour threshold	Not Available	Auto-ignition temperature (°C)	Not Available
pH (as supplied)	Not Available	Decomposition temperature	Not Available
Melting point / freezing point (°C)	Not Available	Viscosity (cSt)	Not Available
Initial boiling point and boiling range (°C)	Not Available	Molecular weight (g/mol)	Not Applicable
Flash point (°C)	Not Available	Taste	Not Available
Evaporation rate	Not Available	Explosive properties	Not Available
Flammability	Not Available	Oxidising properties	Not Available
Upper Explosive Limit (%)	Not Available	Surface Tension (dyn/cm or mN/m)	Not Available
Lower Explosive Limit (%)	Not Available	Volatile Component (%vol)	Not Available
Vapour pressure (kPa)	2186 @ 50 C	Gas group	Not Available
Solubility in water	Not Available	pH as a solution (%)	Not Available
Vapour density (Air = 1)	>1	VOC g/L	Not Available

SECTION 10 Stability and reactivity

Reactivity	See section 7
Chemical stability	<ul style="list-style-type: none"> ▶ Unstable in the presence of incompatible materials. ▶ Product is considered stable. ▶ Hazardous polymerisation will not occur.
Possibility of hazardous reactions	See section 7
Conditions to avoid	See section 7
Incompatible materials	See section 7
Hazardous decomposition products	See section 5

SECTION 11 Toxicological information

Information on toxicological effects

Inhaled	<p>Inhalation of vapours may cause drowsiness and dizziness. This may be accompanied by narcosis, reduced alertness, loss of reflexes, lack of coordination and vertigo.</p> <p>Inhalation of vapours or aerosols (mists, fumes), generated by the material during the course of normal handling, may be damaging to the health of the individual.</p> <p>Limited evidence or practical experience suggests that the material may produce irritation of the respiratory system, in a significant number of individuals, following inhalation. In contrast to most organs, the lung is able to respond to a chemical insult by first removing or neutralising the irritant and then repairing the damage. The repair process, which initially evolved to protect mammalian lungs from foreign matter and antigens, may however, produce further lung damage resulting in the impairment of gas exchange, the primary function of the lungs. Respiratory tract irritation often results in an inflammatory response involving the recruitment and activation of many cell types, mainly derived from the vascular system.</p> <p>Acute intoxication by halogenated aliphatic hydrocarbons appears to take place over two stages. Signs of a reversible narcosis are evident in the first stage and in the second stage signs of injury to organs may become evident, a single organ alone is (almost) never involved.</p> <p>Depression of the central nervous system is the most outstanding effect of most halogenated aliphatic hydrocarbons. Inebriation and excitation, passing into narcosis, is a typical reaction. In severe acute exposures there is always a danger of death from respiratory failure or cardiac arrest due to a tendency to make the heart more susceptible to catecholamines (adrenalin)</p> <p>Material is highly volatile and may quickly form a concentrated atmosphere in confined or unventilated areas. The vapour may displace and replace air in breathing zone, acting as a simple asphyxiant. This may happen with little warning of overexposure.</p> <p>Symptoms of asphyxia (suffocation) may include headache, dizziness, shortness of breath, muscular weakness, drowsiness and ringing in the ears. If the asphyxia is allowed to progress, there may be nausea and vomiting, further physical weakness and unconsciousness and, finally, convulsions, coma and death. Significant concentrations of the non-toxic gas reduce the oxygen level in the air. As the amount of oxygen is reduced from 21 to 14 volume %, the pulse rate accelerates and the rate and volume of breathing increase.</p> <p>Exposure to high concentrations of fluorocarbons may produce cardiac arrhythmias or cardiac arrest due sensitisation of the heart to adrenalin or noradrenalin. Deaths associated with exposures to fluorocarbons (specifically halogenated aliphatics) have occurred in occupational settings and in inhalation of bronchodilator drugs.</p> <p>Bronchospasm consistently occurs in human subjects inhaling fluorocarbons. At a measured concentration of 1700 ppm of one of the commercially available aerosols there is a biphasic change in ventilatory capacity, the first reduction occurring within a few minutes and the second delayed up to 30 minutes.</p>
Ingestion	<p>Not normally a hazard due to physical form of product.</p> <p>Considered an unlikely route of entry in commercial/industrial environments</p>
Skin Contact	<p>Repeated exposure may cause skin cracking, flaking or drying following normal handling and use.</p> <p>Limited evidence exists, or practical experience predicts, that the material either produces inflammation of the skin in a substantial number of individuals following direct contact, and/or produces significant inflammation when applied to the healthy intact skin of animals, for up to four hours, such inflammation being present twenty-four hours or more after the end of the exposure period. Skin irritation may also be present after prolonged or repeated exposure; this may result in a form of contact dermatitis (nonallergic). The dermatitis is often characterised by skin redness (erythema) and swelling (oedema) which may progress to blistering (vesiculation), scaling and thickening of the epidermis. At the microscopic level there may be intercellular oedema of the spongy layer of the skin (spongiosis) and intracellular oedema of the epidermis.</p> <p>Open cuts, abraded or irritated skin should not be exposed to this material</p> <p>Entry into the blood-stream through, for example, cuts, abrasions, puncture wounds or lesions, may produce systemic injury with harmful effects. Examine the skin prior to the use of the material and ensure that any external damage is suitably protected.</p> <p>Vapourising liquid causes rapid cooling and contact may cause cold burns, frostbite, even through normal gloves. Frozen skin tissues are painless and appear waxy and yellow. Signs and symptoms of frost-bite may include "pins and needles", paleness followed by numbness, a hardening and stiffening of the skin, a progression of colour changes in the affected area, (first white, then mottled and blue and eventually black; on recovery, red, hot, painful and blistered).</p>
Eye	<p>Vapourising liquid causes rapid cooling and contact may cause cold burns, frostbite, even through normal gloves. Frozen skin tissues are painless and appear waxy and yellow. Signs and symptoms of frost-bite may include "pins and needles", paleness followed by numbness, a hardening and stiffening of the skin, a progression of colour changes in the affected area, (first white, then mottled and blue and eventually black; on recovery, red, hot, painful and blistered).</p>
Chronic	<p>Limited evidence suggests that repeated or long-term occupational exposure may produce cumulative health effects involving organs or biochemical systems. Principal route of occupational exposure to the gas is by inhalation.</p> <p>It is generally accepted that the fluorocarbons are less toxic than the corresponding halogenated aliphatic based on chlorine. Repeated inhalation exposure to the fluorocarbon FC-11 does not produce pathologic lesions of the liver and other visceral organs in experimental animals. There has been conjecture in non-scientific publications that fluorocarbons may cause leukemia, cancer, sterility and birth defects; these have not been verified by current research. The high incidence of cancer, spontaneous abortion and congenital anomalies amongst hospital personnel, repeatedly exposed to fluorine-containing general anaesthetics, has caused some scientists to call for a lowering of the fluorocarbon exposure standard to 5 ppm since some are mutagens.</p>

R407C	TOXICITY	IRRITATION
	Not Available	Not Available
1,1,1,2-tetrafluoroethane	TOXICITY	IRRITATION
	Inhalation(Rat) LC50; 359453.102 ppm4h ^[2]	Not Available
pentafluoroethane	TOXICITY	IRRITATION
	Inhalation(Rat) LC50; >709000 ppm4h ^[2]	Not Available

R407C

difluoromethane	TOXICITY	IRRITATION
	Inhalation(Rat) LC50; >760000 ppm4h ^[2]	Not Available
	Oral (Mouse) LD50; 1810 mg/kg ^[2]	

Legend: 1. Value obtained from Europe ECHA Registered Substances - Acute toxicity 2. * Value obtained from manufacturer's SDS. Unless otherwise specified data extracted from RTECS - Register of Toxic Effect of chemical Substances

1,1,1,2-TETRAFLUOROETHANE	* with added oxygen - ZhongHao New Chemical Materials MSDS Excessive concentration can have a narcotic effect; inhalation of high concentrations of decomposition products can cause lung oedema. Disinfection by products (DBPs) re formed when disinfectants such as chlorine, chloramine, and ozone react with organic and inorganic matter in water. The observations that some DBPs such as trihalomethanes (THMs), di-/trichloroacetic acids, and 3-chloro-4-(dichloromethyl)-5-hydroxy-2(5H)-furanone (MX) are carcinogenic in animal studies have raised public concern over the possible adverse health effects of DBPs. To date, several hundred DBPs have been identified. Numerous haloalkanes and haloalkenes have been tested for carcinogenic and mutagenic activities. n general, the genotoxic potential is dependent on the nature, number, and position of halogen(s) and the molecular size of the compound.
PENTAFLUROETHANE	Cardiac sensitisation threshold limit >245400 mg/m3 Anaesthetic effects threshold limit 490800 mg/m3 * DuPont SDS

Acute Toxicity	✗	Carcinogenicity	✗
Skin Irritation/Corrosion	✗	Reproductivity	✗
Serious Eye Damage/Irritation	✗	STOT - Single Exposure	✗
Respiratory or Skin sensitisation	✗	STOT - Repeated Exposure	✗
Mutagenicity	✗	Aspiration Hazard	✗

Legend: ✗ – Data either not available or does not fill the criteria for classification
✔ – Data available to make classification

SECTION 12 Ecological information

Toxicity

R407C	Endpoint	Test Duration (hr)	Species	Value	Source
	Not Available	Not Available	Not Available	Not Available	Not Available

1,1,1,2-tetrafluoroethane	Endpoint	Test Duration (hr)	Species	Value	Source
	NOEC(ECx)	72h	Algae or other aquatic plants	~13.2mg/l	2
	EC50	72h	Algae or other aquatic plants	>114mg/l	2
	LC50	96h	Fish	450mg/l	2
	EC50	48h	Crustacea	980mg/L	5
	EC50	96h	Algae or other aquatic plants	142mg/l	2

pentafluoroethane	Endpoint	Test Duration (hr)	Species	Value	Source
	EC50	72h	Algae or other aquatic plants	>114mg/l	2
	LC50	96h	Fish	>81.8mg/l	2
	EC50	48h	Crustacea	>97.9mg/l	2
	NOEC(ECx)	96h	Fish	10mg/l	2
	EC50	96h	Algae or other aquatic plants	142mg/l	2

difluoromethane	Endpoint	Test Duration (hr)	Species	Value	Source
	NOEC(ECx)	96h	Fish	10mg/l	2
	EC50	72h	Algae or other aquatic plants	>114mg/l	2
	LC50	96h	Fish	>81.8mg/l	2
	EC50	48h	Crustacea	>97.9mg/l	2
	EC50	96h	Algae or other aquatic plants	142mg/l	2

Legend: Extracted from 1. IUCLID Toxicity Data 2. Europe ECHA Registered Substances - Ecotoxicological Information - Aquatic Toxicity 3. EPIWIN Suite V3.12 (QSAR) - Aquatic Toxicity Data (Estimated) 4. US EPA, Ecotox database - Aquatic Toxicity Data 5. ECETOC Aquatic Hazard Assessment Data 6. NITE (Japan) - Bioconcentration Data 7. METI (Japan) - Bioconcentration Data 8. Vendor Data

DO NOT discharge into sewer or waterways.

Persistence and degradability

Ingredient	Persistence: Water/Soil	Persistence: Air
1,1,1,2-tetrafluoroethane	HIGH	HIGH
pentafluoroethane	HIGH	HIGH
difluoromethane	LOW	LOW

Bioaccumulative potential

Ingredient	Bioaccumulation

Continued...

Ingredient	Bioaccumulation
1,1,1,2-tetrafluoroethane	LOW (LogKOW = 1.68)
pentafluoroethane	LOW (LogKOW = 1.5472)
difluoromethane	LOW (LogKOW = 0.2)


Mobility in soil

Ingredient	Mobility
1,1,1,2-tetrafluoroethane	LOW (KOC = 96.63)
pentafluoroethane	LOW (KOC = 154.4)
difluoromethane	LOW (KOC = 23.74)

SECTION 13 Disposal considerations**Waste treatment methods**

Product / Packaging disposal	
	<ul style="list-style-type: none"> ▶ Evaporate residue at an approved site. ▶ Return empty containers to supplier. If containers are marked non-returnable establish means of disposal with manufacturer prior to purchase. ▶ Ensure damaged or non-returnable cylinders are gas-free before disposal.

SECTION 14 Transport information**Labels Required**

	
Marine Pollutant	NO

Land transport (UN)

UN number	3340	
UN proper shipping name	REFRIGERANT GAS R 407C	
Transport hazard class(es)	Class	2.2
	Subrisk	Not Applicable
Packing group	Not Applicable	
Environmental hazard	Not Applicable	
Special precautions for user	Special provisions	Not Applicable
	Limited quantity	120 ml

Air transport (ICAO-IATA / DGR)

UN number	3340	
UN proper shipping name	Refrigerant gas R 407C	
Transport hazard class(es)	ICAO/IATA Class	2.2
	ICAO / IATA Subrisk	Not Applicable
	ERG Code	2L
Packing group	Not Applicable	
Environmental hazard	Not Applicable	
Special precautions for user	Special provisions	Not Applicable
	Cargo Only Packing Instructions	200
	Cargo Only Maximum Qty / Pack	150 kg
	Passenger and Cargo Packing Instructions	200
	Passenger and Cargo Maximum Qty / Pack	75 kg
	Passenger and Cargo Limited Quantity Packing Instructions	Forbidden
	Passenger and Cargo Limited Maximum Qty / Pack	Forbidden

Sea transport (IMDG-Code / GGVSee)

UN number	3340
UN proper shipping name	REFRIGERANT GAS R 407C

Transport hazard class(es)	IMDG Class	2.2
	IMDG Subrisk	Not Applicable
Packing group	Not Applicable	
Environmental hazard	Not Applicable	
Special precautions for user	EMS Number	F-C, S-V
	Special provisions	Not Applicable
	Limited Quantities	120 mL

Transport in bulk according to Annex II of MARPOL and the IBC code

Not Applicable

Transport in bulk in accordance with MARPOL Annex V and the IMSBC Code

Product name	Group
1,1,1,2-tetrafluoroethane	Not Available
pentafluoroethane	Not Available
difluoromethane	Not Available

Transport in bulk in accordance with the ICG Code

Product name	Ship Type
1,1,1,2-tetrafluoroethane	Not Available
pentafluoroethane	Not Available
difluoromethane	Not Available

SECTION 15 Regulatory information**Safety, health and environmental regulations / legislation specific for the substance or mixture****1,1,1,2-tetrafluoroethane is found on the following regulatory lists**

Not Applicable

pentafluoroethane is found on the following regulatory lists

Not Applicable

difluoromethane is found on the following regulatory lists

Not Applicable

National Inventory Status

National Inventory	Status
Australia - AIIIC / Australia Non-Industrial Use	Yes
Canada - DSL	Yes
Canada - NDSL	No (1,1,1,2-tetrafluoroethane; pentafluoroethane; difluoromethane)
China - IECSC	No (difluoromethane)
Europe - EINEC / ELINCS / NLP	Yes
Japan - ENCS	Yes
Korea - KECI	Yes
New Zealand - NZIoC	Yes
Philippines - PICCS	Yes
USA - TSCA	Yes
Taiwan - TCSI	Yes
Mexico - INSQ	Yes
Vietnam - NCI	Yes
Russia - FBEPH	Yes
Legend:	Yes = All CAS declared ingredients are on the inventory No = One or more of the CAS listed ingredients are not on the inventory. These ingredients may be exempt or will require registration.

SECTION 16 Other information

Revision Date	01/11/2019
Initial Date	28/08/2012

SDS Version Summary

Version	Date of Update	Sections Updated
3.1	19/07/2017	Ingredients, Physical Properties

Version	Date of Update	Sections Updated
4.1	01/11/2019	One-off system update. NOTE: This may or may not change the GHS classification

Other information

Classification of the preparation and its individual components has drawn on official and authoritative sources as well as independent review by the Chemwatch Classification committee using available literature references.

The SDS is a Hazard Communication tool and should be used to assist in the Risk Assessment. Many factors determine whether the reported Hazards are Risks in the workplace or other settings. Risks may be determined by reference to Exposures Scenarios. Scale of use, frequency of use and current or available engineering controls must be considered.

Definitions and abbreviations

PC—TWA: Permissible Concentration-Time Weighted Average
 PC—STEL: Permissible Concentration-Short Term Exposure Limit
 IARC: International Agency for Research on Cancer
 ACGIH: American Conference of Governmental Industrial Hygienists
 STEL: Short Term Exposure Limit
 TEEL: Temporary Emergency Exposure Limit
 IDLH: Immediately Dangerous to Life or Health Concentrations
 ES: Exposure Standard
 OSF: Odour Safety Factor
 NOAEL :No Observed Adverse Effect Level
 LOAEL: Lowest Observed Adverse Effect Level
 TLV: Threshold Limit Value
 LOD: Limit Of Detection
 OTV: Odour Threshold Value
 BCF: BioConcentration Factors
 BEI: Biological Exposure Index
 AIC: Australian Inventory of Industrial Chemicals
 DSL: Domestic Substances List
 NDSL: Non-Domestic Substances List
 IECS: Inventory of Existing Chemical Substance in China
 EINECS: European INventory of Existing Commercial chemical Substances
 ELINCS: European List of Notified Chemical Substances
 NLP: No-Longer Polymers
 ENCS: Existing and New Chemical Substances Inventory
 KECI: Korea Existing Chemicals Inventory
 NZIoC: New Zealand Inventory of Chemicals
 PICCS: Philippine Inventory of Chemicals and Chemical Substances
 TSCA: Toxic Substances Control Act
 TCSI: Taiwan Chemical Substance Inventory
 INSQ: Inventario Nacional de Sustancias Químicas
 NCI: National Chemical Inventory
 FBEPH: Russian Register of Potentially Hazardous Chemical and Biological Substances

This document is copyright.

Apart from any fair dealing for the purposes of private study, research, review or criticism, as permitted under the Copyright Act, no part may be reproduced by any process without written permission from CHEMWATCH.

TEL (+61 3) 9572 4700.