

R-410A - Reclaimed (R410A)

A-Gas (Singapore) Pte Ltd

Version No: 2.1
Safety Data Sheet

Issue Date: 20/07/2021
Print Date: 29/11/2022
L.GHS.SGP.EN

SECTION 1 Identification of the substance / mixture and of the company / undertaking

Product Identifier

Product name	R-410A - Reclaimed (R410A)
Chemical Name	Not Applicable
Synonyms	Not Available
Proper shipping name	LIQUEFIED GAS, N.O.S. (contains pentafluoroethane and difluoromethane)
Chemical formula	Not Applicable
Other means of identification	Not Available

Relevant identified uses of the substance or mixture and uses advised against

Relevant identified uses	Refrigerants for air conditioning systems and heat pumps in the low power range.
--------------------------	--

Details of the manufacturer or supplier of the safety data sheet

Registered company name	A-Gas (Singapore) Pte Ltd	
Address	10 Gul Crescent 629523 Singapore	
Telephone	+65 64673990	
Fax	64697502	
Website	www.agas.com	
Email	Not Available	

Emergency telephone number

Association / Organisation	A-Gas (Singapore) Pte Ltd	CHEMWATCH EMERGENCY RESPONSE
Emergency telephone numbers	+65 64673990	+6531381227
Other emergency telephone numbers	Not Available	+61 3 9573 3188


Once connected and if the message is not in your preferred language then please dial 01

SECTION 2 Hazards identification

Classification of the substance or mixture

Classification	Gases Under Pressure (Liquefied Gas)
----------------	--------------------------------------

Label elements

Hazard pictogram(s)	
Signal word	Warning

Hazard statement(s)

H280	Contains gas under pressure; may explode if heated.
------	---

Supplementary statement(s)

Not Applicable

Precautionary statement(s) General

P101	If medical advice is needed, have product container or label at hand.
P102	Keep out of reach of children.
P103	Read label before use.

R-410A - Reclaimed (R410A)

Precautionary statement(s) Prevention

Not Applicable

Precautionary statement(s) Response

Not Applicable

Precautionary statement(s) Storage

P410+P403	Protect from sunlight. Store in a well-ventilated place.
------------------	--

Precautionary statement(s) Disposal

Not Applicable

SECTION 3 Composition / information on ingredients**Substances**

See section below for composition of Mixtures

Mixtures

CAS No	%[weight]	Name
354-33-6	45-55	<u>pentafluoroethane</u>
75-10-5	45-55	<u>difluoromethane</u>

SECTION 4 First aid measures**Description of first aid measures**

Eye Contact	<ul style="list-style-type: none"> ▶ If product comes in contact with eyes remove the patient from gas source or contaminated area. ▶ Take the patient to the nearest eye wash, shower or other source of clean water. ▶ Open the eyelid(s) wide to allow the material to evaporate. ▶ Gently rinse the affected eye(s) with clean, cool water for at least 15 minutes. Have the patient lie or sit down and tilt the head back. Hold the eyelid(s) open and pour water slowly over the eyeball(s) at the inner corners, letting the water run out of the outer corners. ▶ The patient may be in great pain and wish to keep the eyes closed. It is important that the material is rinsed from the eyes to prevent further damage. ▶ Ensure that the patient looks up, and side to side as the eye is rinsed in order to better reach all parts of the eye(s) ▶ Transport to hospital or doctor. ▶ Even when no pain persists and vision is good, a doctor should examine the eye as delayed damage may occur. ▶ If the patient cannot tolerate light, protect the eyes with a clean, loosely tied bandage. ▶ Ensure verbal communication and physical contact with the patient. <p>DO NOT allow the patient to rub the eyes DO NOT allow the patient to tightly shut the eyes DO NOT introduce oil or ointment into the eye(s) without medical advice DO NOT use hot or tepid water.</p>
Skin Contact	<p>If skin contact occurs:</p> <ul style="list-style-type: none"> ▶ Immediately remove all contaminated clothing, including footwear. ▶ Flush skin and hair with running water (and soap if available). ▶ Seek medical attention in event of irritation. <p>In case of cold burns (frost-bite):</p> <ul style="list-style-type: none"> ▶ Move casualty into warmth before thawing the affected part; if feet are affected carry if possible ▶ Bathe the affected area immediately in luke-warm water (not more than 35 deg C) for 10 to 15 minutes, immersing if possible and without rubbing ▶ DO NOT apply hot water or radiant heat. ▶ Apply a clean, dry, light dressing of "fluffed-up" dry gauze bandage ▶ If a limb is involved, raise and support this to reduce swelling ▶ If an adult is involved and where intense pain occurs provide pain killers such as paracetamol ▶ Transport to hospital, or doctor ▶ Subsequent blackening of the exposed tissue indicates potential of necrosis, which may require amputation.
Inhalation	<ul style="list-style-type: none"> ▶ Following exposure to gas, remove the patient from the gas source or contaminated area. ▶ NOTE: Personal Protective Equipment (PPE), including positive pressure self-contained breathing apparatus may be required to assure the safety of the rescuer. ▶ Prostheses such as false teeth, which may block the airway, should be removed, where possible, prior to initiating first aid procedures. ▶ If the patient is not breathing spontaneously, administer rescue breathing. ▶ If the patient does not have a pulse, administer CPR. ▶ If medical oxygen and appropriately trained personnel are available, administer 100% oxygen. ▶ Summon an emergency ambulance. If an ambulance is not available, contact a physician, hospital, or Poison Control Centre for further instruction. ▶ Keep the patient warm, comfortable and at rest while awaiting medical care. ▶ MONITOR THE BREATHING AND PULSE, CONTINUOUSLY. ▶ Administer rescue breathing (preferably with a demand-valve resuscitator, bag-valve mask-device, or pocket mask as trained) or CPR if necessary.
Ingestion	<ul style="list-style-type: none"> ▶ Not considered a normal route of entry.

Indication of any immediate medical attention and special treatment needed

for intoxication due to Freons/ Halons;

A: Emergency and Supportive Measures

- ▶ Maintain an open airway and assist ventilation if necessary
- ▶ Treat coma and arrhythmias if they occur. Avoid (adrenaline) epinephrine or other sympathomimetic amines that may precipitate ventricular arrhythmias. Tachyarrhythmias caused by increased myocardial sensitisation may be treated with propranolol, 1-2 mg IV or esmolol 25-100 microgm/kg/min IV.
- ▶ Monitor the ECG for 4-6 hours

B: Specific drugs and antidotes:

- ▶ There is no specific antidote

C: Decontamination

- ▶ Inhalation; remove victim from exposure, and give supplemental oxygen if available.
- ▶ Ingestion; (a) Prehospital: Administer activated charcoal, if available. **DO NOT** induce vomiting because of rapid absorption and the risk of abrupt onset CNS depression. (b) Hospital: Administer activated charcoal, although the efficacy of charcoal is unknown. Perform gastric lavage only if the ingestion was very large and recent (less than 30 minutes)

D: Enhanced elimination:

Continued...

R-410A - Reclaimed (R410A)

- ▶ There is no documented efficacy for diuresis, haemodialysis, haemoperfusion, or repeat-dose charcoal.
- POISONING and DRUG OVERDOSE, Californian Poison Control System Ed. Kent R Olson; 3rd Edition*
- ▶ Do not administer sympathomimetic drugs unless absolutely necessary as material may increase myocardial irritability.
 - ▶ No specific antidote.
 - ▶ Because rapid absorption may occur through lungs if aspirated and cause systematic effects, the decision of whether to induce vomiting or not should be made by an attending physician.
 - ▶ If lavage is performed, suggest endotracheal and/or esophageal control.
 - ▶ Danger from lung aspiration must be weighed against toxicity when considering emptying the stomach.
 - ▶ Treatment based on judgment of the physician in response to reactions of the patient

For frost-bite caused by liquefied petroleum gas:

- ▶ If part has not thawed, place in warm water bath (41-46 C) for 15-20 minutes, until the skin turns pink or red.
- ▶ Analgesia may be necessary while thawing.
- ▶ If there has been a massive exposure, the general body temperature must be depressed, and the patient must be immediately rewarmed by whole-body immersion, in a bath at the above temperature.
- ▶ Shock may occur during rewarming.
- ▶ Administer tetanus toxoid booster after hospitalization.
- ▶ Prophylactic antibiotics may be useful.
- ▶ The patient may require anticoagulants and oxygen.

[Shell Australia 22/12/87]

For gas exposures:

BASIC TREATMENT

- ▶ Establish a patent airway with suction where necessary.
- ▶ Watch for signs of respiratory insufficiency and assist ventilation as necessary.
- ▶ Administer oxygen by non-rebreather mask at 10 to 15 l/min.
- ▶ Monitor and treat, where necessary, for pulmonary oedema .
- ▶ Monitor and treat, where necessary, for shock.
- ▶ Anticipate seizures.

ADVANCED TREATMENT

- ▶ Consider orotracheal or nasotracheal intubation for airway control in unconscious patient or where respiratory arrest has occurred.
- ▶ Positive-pressure ventilation using a bag-valve mask might be of use.
- ▶ Monitor and treat, where necessary, for arrhythmias.
- ▶ Start an IV D5W TKO. If signs of hypovolaemia are present use lactated Ringers solution. Fluid overload might create complications.
- ▶ Drug therapy should be considered for pulmonary oedema.
- ▶ Hypotension with signs of hypovolaemia requires the cautious administration of fluids. Fluid overload might create complications.
- ▶ Treat seizures with diazepam.
- ▶ Proparacaine hydrochloride should be used to assist eye irrigation.

BRONSTEIN, A.C. and CURRANCE, P.L.

EMERGENCY CARE FOR HAZARDOUS MATERIALS EXPOSURE: 2nd Ed. 1994

SECTION 5 Firefighting measures

Extinguishing media

SMALL FIRE: Use extinguishing agent suitable for type of surrounding fire.

LARGE FIRE: Cool cylinder.

DO NOT direct water at source of leak or venting safety devices as icing may occur.

Special hazards arising from the substrate or mixture

Fire Incompatibility	▶ Avoid contamination with oxidising agents i.e. nitrates, oxidising acids, chlorine bleaches, pool chlorine etc. as ignition may result
-----------------------------	--

Advice for firefighters

Fire Fighting	<p>-----</p> <p>GENERAL</p> <p>-----</p> <ul style="list-style-type: none"> ▶ Alert Fire Brigade and tell them location and nature of hazard. ▶ Wear breathing apparatus and protective gloves. ▶ Fight fire from a safe distance, with adequate cover. ▶ Use water delivered as a fine spray to control fire and cool adjacent area. ▶ DO NOT approach cylinders suspected to be hot. ▶ Cool fire exposed cylinders with water spray from a protected location. ▶ If safe to do so, remove cylinders from path of fire. <p>-----</p> <p>SPECIAL REQUIREMENTS:</p> <p>-----</p> <ul style="list-style-type: none"> ▶ Excessive pressures may develop in a gas cylinder exposed in a fire; this may result in explosion. ▶ Cylinders with pressure relief devices may release their contents as a result of fire and the released gas may constitute a further source of hazard for the fire-fighter. ▶ Cylinders without pressure-relief valves have no provision for controlled release and are therefore more likely to explode if exposed to fire. <p>-----</p> <p>FIRE FIGHTING REQUIREMENTS:</p> <p>-----</p> <p>The need for proximity, entry and special protective clothing should be determined for each incident, by a competent fire-fighting safety professional.</p>
Fire/Explosion Hazard	<ul style="list-style-type: none"> ▶ Containers may explode when heated - Ruptured cylinders may rocket ▶ Fire exposed containers may vent contents through pressure relief devices. ▶ High concentrations of gas may cause asphyxiation without warning. ▶ May decompose explosively when heated or involved in fire. ▶ Contact with gas may cause burns, severe injury and/ or frostbite. <p>Decomposition may produce toxic fumes of:</p> <p>carbon dioxide (CO₂)</p> <p>hydrogen fluoride</p> <p>other pyrolysis products typical of burning organic material.</p> <p>Contains low boiling substance: Closed containers may rupture due to pressure buildup under fire conditions.</p>

R-410A - Reclaimed (R410A)

SECTION 6 Accidental release measures

Personal precautions, protective equipment and emergency procedures

See section 8

Environmental precautions

See section 12

Methods and material for containment and cleaning up

Minor Spills	<ul style="list-style-type: none"> ▶ Avoid breathing vapour and any contact with liquid or gas. Protective equipment including respirator should be used. ▶ DO NOT enter confined spaces where gas may have accumulated. ▶ Increase ventilation. ▶ Clear area of personnel. ▶ Stop leak only if safe to do so. ▶ Remove leaking cylinders to safe place. Release pressure under safe controlled conditions by opening valve. ▶ Do not exert excessive pressure on the valve; do not attempt to operate a damaged valve ▶ Orientate cylinder so that the leak is gas, not liquid, to minimise rate of leakage ▶ Keep area clear of personnel until gas has dispersed.
Major Spills	<ul style="list-style-type: none"> ▶ Clear area of all unprotected personnel and move upwind. ▶ Alert Emergency Authority and advise them of the location and nature of hazard. ▶ Wear breathing apparatus and protective gloves. ▶ Prevent by any means available, spillage from entering drains and water-courses. ▶ Consider evacuation. ▶ Increase ventilation. ▶ No smoking or naked lights within area. ▶ Stop leak only if safe to do so. ▶ Water spray or fog may be used to disperse vapour. ▶ DO NOT enter confined space where gas may have collected. ▶ Keep area clear until gas has dispersed.

Personal Protective Equipment advice is contained in Section 8 of the SDS.

SECTION 7 Handling and storage

Precautions for safe handling

Safe handling	<ul style="list-style-type: none"> · Consider use in closed pressurised systems, fitted with temperature, pressure and safety relief valves which are vented for safe dispersal. Use only properly specified equipment which is suitable for this product, its supply pressure and temperature · The tubing network design connecting gas cylinders to the delivery system should include appropriate pressure indicators and vacuum or suction lines. · Fully-welded types of pressure gauges, where the bourdon tube sensing element is welded to the gauge body, are recommended. · Before connecting gas cylinders, ensure manifold is mechanically secure and does not contain another gas. Before disconnecting gas cylinder, isolate supply line segment proximal to cylinder, remove trapped gas in supply line with aid of vacuum pump · When connecting or replacing cylinders take care to avoid airborne particulates violently ejected when system pressurises. · Consider the use of doubly-contained piping; diaphragm or bellows sealed, soft seat valves; backflow prevention devices; flash arrestors; and flow monitoring or limiting devices. Gas cabinets, with appropriate exhaust treatment, are recommended, as is automatic monitoring of the secondary enclosures and work areas for release. · Use a pressure reducing regulator when connecting cylinder to lower pressure (<100 psig) piping or systems · Use a check valve or trap in the discharge line to prevent hazardous back-flow into the cylinder · Check regularly for spills or leaks. Keep valves tightly closed but do not apply extra leverage to hand wheels or cylinder keys. · Open valve slowly. If valve is resistant to opening then contact your supervisor · Valve protection caps must remain in place until container is secured with valve outlet piped to use point. · Never insert a pointed object (e.g hooks) into cylinder cap openings as a means to open cap or move cylinder. Such action can inadvertently turn the valve and gas a gas leak. Use an adjustable strap instead of wrench to free an over-tight or rusted cap. · A bubble of gas may buildup behind the outlet dust cap during transportation, after prolonged storage, due to defective cylinder valve or if a dust cap is inserted without adequate evacuation of gas from the line. When loosening dust cap, preferably stand cylinder in a suitable enclosure and take cap off slowly. Never face the dust cap directly when removing it; point cap away from any personnel or any object that may pose a hazard. under negative pressure (relative to atmospheric gas) · Suck back of water into the container must be prevented. Do not allow backfeed into the container. · Do NOT drag, slide or roll cylinders - use a suitable hand truck for cylinder movement · Test for leakage with brush and detergent - NEVER use a naked flame. · Do NOT heat cylinder by any means to increase the discharge rate of product from cylinder. · Leaking gland nuts may be tightened if necessary. · If a cylinder valve will not close completely, remove the cylinder to a well ventilated location (e.g. outside) and, when empty, tag as FAULTY and return to supplier. · Obtain a work permit before attempting any repairs. · DO NOT attempt repair work on lines, vessels under pressure. · Atmospheres must be tested and O.K. before work resumes after leakage. <ul style="list-style-type: none"> ▶ DO NOT transfer gas from one cylinder to another.
Other information	<ul style="list-style-type: none"> · Do NOT store halogenated aliphatics in areas containing alkali or alkaline earth metals such as powdered aluminum, zinc, or beryllium ▶ Cylinders should be stored in a purpose-built compound with good ventilation, preferably in the open. ▶ Such compounds should be sited and built in accordance with statutory requirements. ▶ The storage compound should be kept clear and access restricted to authorised personnel only. ▶ Cylinders stored in the open should be protected against rust and extremes of weather. ▶ Cylinders in storage should be properly secured to prevent toppling or rolling. ▶ Cylinder valves should be closed when not in use. ▶ Where cylinders are fitted with valve protection this should be in place and properly secured. ▶ Gas cylinders should be segregated according to the requirements of the Dangerous Goods Act. ▶ Preferably store full and empty cylinders separately. ▶ Check storage areas for hazardous concentrations of gases prior to entry. ▶ Full cylinders should be arranged so that the oldest stock is used first. ▶ Cylinders in storage should be checked periodically for general condition and leakage. ▶ Protect cylinders against physical damage. Move and store cylinders correctly as instructed for their manual handling. <p>NOTE: A 'G' size cylinder is usually too heavy for an inexperienced operator to raise or lower.</p>

R-410A - Reclaimed (R410A)

Conditions for safe storage, including any incompatibilities

Suitable container	<ul style="list-style-type: none"> ▶ DO NOT use aluminium or galvanised containers ▶ Cylinder: ▶ Ensure the use of equipment rated for cylinder pressure. ▶ Ensure the use of compatible materials of construction. ▶ Valve protection cap to be in place until cylinder is secured, connected. ▶ Cylinder must be properly secured either in use or in storage. ▶ Cylinder valve must be closed when not in use or when empty. ▶ Segregate full from empty cylinders. <p>WARNING: Suckback into cylinder may result in rupture. Use back-flow preventive device in piping.</p>
Storage incompatibility	<ul style="list-style-type: none"> ▶ Avoid reaction with oxidising agents strong alkalis



X — Must not be stored together
 O — May be stored together with specific preventions
 + — May be stored together

Note: Depending on other risk factors, compatibility assessment based on the table above may not be relevant to storage situations, particularly where large volumes of dangerous goods are stored and handled. Reference should be made to the Safety Data Sheets for each substance or article and risks assessed accordingly.

SECTION 8 Exposure controls / personal protection

Control parameters

Occupational Exposure Limits (OEL)

INGREDIENT DATA

Not Available

Emergency Limits

Ingredient	TEEL-1	TEEL-2	TEEL-3
difluoromethane	3,000 ppm	6,500 ppm	39,000 ppm


Ingredient	Original IDLH	Revised IDLH
pentafluoroethane	Not Available	Not Available
difluoromethane	Not Available	Not Available

MATERIAL DATA

Exposure controls

Appropriate engineering controls	<p>Engineering controls are used to remove a hazard or place a barrier between the worker and the hazard. Well-designed engineering controls can be highly effective in protecting workers and will typically be independent of worker interactions to provide this high level of protection.</p> <p>The basic types of engineering controls are:</p> <p>Process controls which involve changing the way a job activity or process is done to reduce the risk.</p> <p>Enclosure and/or isolation of emission source which keeps a selected hazard "physically" away from the worker and ventilation that strategically "adds" and "removes" air in the work environment. Ventilation can remove or dilute an air contaminant if designed properly. The design of a ventilation system must match the particular process and chemical or contaminant in use.</p> <p>Employers may need to use multiple types of controls to prevent employee overexposure.</p> <ul style="list-style-type: none"> ▶ Areas where cylinders are stored require good ventilation and, if enclosed, need discrete/controlled exhaust ventilation. ▶ Secondary containment and exhaust gas treatment may be required by certain jurisdictions. ▶ Local exhaust ventilation may be required in work areas. ▶ Consideration should be given to the use of diaphragm or bellows-sealed, soft-seat valves; backflow prevention devices and flow-monitoring or limiting devices. ▶ Automated alerting systems with automatic shutdown of gas-flow may be appropriate and may in fact be mandatory in certain jurisdictions. ▶ Respiratory protection in the form of air-supplied or self-contained breathing equipment must be worn if the oxygen concentration in the workplace air is less than 19%. ▶ Cartridge respirators do NOT give protection and may result in rapid suffocation. <p>Air contaminants generated in the workplace possess varying "escape" velocities which, in turn, determine the "capture velocities" of fresh circulating air required to effectively remove the contaminant.</p> <table border="1" style="width: 100%;"> <tr> <td>Type of Contaminant:</td> <td>Air Speed:</td> </tr> <tr> <td>gas discharge (active generation into zone of rapid air motion)</td> <td>1-2.5 m/s (200-500 f/min.)</td> </tr> </table> <p>Within each range the appropriate value depends on:</p> <table border="1" style="width: 100%;"> <thead> <tr> <th>Lower end of the range</th> <th>Upper end of the range</th> </tr> </thead> <tbody> <tr> <td>1: Room air currents minimal or favourable to capture</td> <td>1: Disturbing room air currents</td> </tr> <tr> <td>2: Contaminants of low toxicity or of nuisance value only.</td> <td>2: Contaminants of high toxicity</td> </tr> <tr> <td>3: Intermittent, low production.</td> <td>3: High production, heavy use</td> </tr> <tr> <td>4: Large hood or large air mass in motion</td> <td>4: Small hood-local control only</td> </tr> </tbody> </table> <p>Simple theory shows that air velocity falls rapidly with distance away from the opening of a simple extraction pipe. Velocity generally decreases with the square of distance from the extraction point (in simple cases). Therefore the air speed at the extraction point should be adjusted, accordingly, after reference to distance from the contaminating source. The air velocity at the extraction fan, for example, should be a minimum of 1-2.5 m/s (200-500 f/min.) for extraction of gases discharged 2 meters distant from the extraction point. Other mechanical considerations, producing performance deficits within the</p>	Type of Contaminant:	Air Speed:	gas discharge (active generation into zone of rapid air motion)	1-2.5 m/s (200-500 f/min.)	Lower end of the range	Upper end of the range	1: Room air currents minimal or favourable to capture	1: Disturbing room air currents	2: Contaminants of low toxicity or of nuisance value only.	2: Contaminants of high toxicity	3: Intermittent, low production.	3: High production, heavy use	4: Large hood or large air mass in motion	4: Small hood-local control only
Type of Contaminant:	Air Speed:														
gas discharge (active generation into zone of rapid air motion)	1-2.5 m/s (200-500 f/min.)														
Lower end of the range	Upper end of the range														
1: Room air currents minimal or favourable to capture	1: Disturbing room air currents														
2: Contaminants of low toxicity or of nuisance value only.	2: Contaminants of high toxicity														
3: Intermittent, low production.	3: High production, heavy use														
4: Large hood or large air mass in motion	4: Small hood-local control only														

R-410A - Reclaimed (R410A)

	extraction apparatus, make it essential that theoretical air velocities are multiplied by factors of 10 or more when extraction systems are installed or used.
Personal protection	
Eye and face protection	<ul style="list-style-type: none"> ▶ Chemical goggles. ▶ Full face shield may be required for supplementary but never for primary protection of eyes. ▶ Contact lenses may pose a special hazard; soft contact lenses may absorb and concentrate irritants. A written policy document, describing the wearing of lenses or restrictions on use, should be created for each workplace or task. This should include a review of lens absorption and adsorption for the class of chemicals in use and an account of injury experience. Medical and first-aid personnel should be trained in their removal and suitable equipment should be readily available. In the event of chemical exposure, begin eye irrigation immediately and remove contact lens as soon as practicable. Lens should be removed at the first signs of eye redness or irritation - lens should be removed in a clean environment only after workers have washed hands thoroughly. [CDC NIOSH Current Intelligence Bulletin 59], [AS/NZS 1336 or national equivalent]
Skin protection	See Hand protection below
Hands/feet protection	<ul style="list-style-type: none"> ▶ Butyl rubber gloves <ul style="list-style-type: none"> · Butyl rubber gloves should be used when handling halogenated aliphatics . · Nitrile, PVC-coated nitrile, and PVC protective equipment are not recommended ▶ When handling sealed and suitably insulated cylinders wear cloth or leather gloves. ▶ Insulated gloves: <p>NOTE: Insulated gloves should be loose fitting so that may be removed quickly if liquid is spilled upon them. Insulated gloves are not made to permit hands to be placed in the liquid; they provide only short-term protection from accidental contact with the liquid.</p>
Body protection	See Other protection below
Other protection	<ul style="list-style-type: none"> · Halogen-selective detectors use a specialized sensor that allows the monitor to detect compounds containing fluorine, chlorine, bromine, and iodine with-out interference from other species. These detectors are typically easy to use, feature higher sensitivity than the nonselective detectors (detection limits are typically <5 ppm when used as an area monitor and <1.4 gm/yr [<0.05 oz/yr] when used as a leak pinpointer). · Compound-Specific Detectors are typically capable of detecting the presence of a single compound without interference from other compounds. ▶ Protective overalls, closely fitted at neck and wrist. ▶ Eye-wash unit. ▶ Ensure availability of lifeline in confined spaces. ▶ Staff should be trained in all aspects of rescue work. ▶ Rescue gear: Two sets of SCBA breathing apparatus Rescue Harness, lines etc.

Respiratory protection

Type AX Filter of sufficient capacity. (AS/NZS 1716 & 1715, EN 143:2000 & 149:2001, ANSI Z88 or national equivalent)

Selection of the Class and Type of respirator will depend upon the level of breathing zone contaminant and the chemical nature of the contaminant. Protection Factors (defined as the ratio of contaminant outside and inside the mask) may also be important.

Required minimum protection factor	Maximum gas/vapour concentration present in air p.p.m. (by volume)	Half-face Respirator	Full-Face Respirator
up to 10	1000	AX-AUS / Class1	-
up to 50	1000	-	AX-AUS / Class 1
up to 50	5000	Airline *	-
up to 100	5000	-	AX-2
up to 100	10000	-	AX-3
100+			Airline**

* - Continuous Flow ** - Continuous-flow or positive pressure demand

A(All classes) = Organic vapours, B AUS or B1 = Acid gasses, B2 = Acid gas or hydrogen cyanide(HCN), B3 = Acid gas or hydrogen cyanide(HCN), E = Sulfur dioxide(SO₂), G = Agricultural chemicals, K = Ammonia(NH₃), Hg = Mercury, NO = Oxides of nitrogen, MB = Methyl bromide, AX = Low boiling point organic compounds(below 65 degC)

- ▶ Cartridge respirators should never be used for emergency ingress or in areas of unknown vapour concentrations or oxygen content.
- ▶ The wearer must be warned to leave the contaminated area immediately on detecting any odours through the respirator. The odour may indicate that the mask is not functioning properly, that the vapour concentration is too high, or that the mask is not properly fitted. Because of these limitations, only restricted use of cartridge respirators is considered appropriate.
- ▶ Cartridge performance is affected by humidity. Cartridges should be changed after 2 hr of continuous use unless it is determined that the humidity is less than 75%, in which case, cartridges can be used for 4 hr. Used cartridges should be discarded daily, regardless of the length of time used
- ▶ Positive pressure, full face, air-supplied breathing apparatus should be used for work in enclosed spaces if a leak is suspected or the primary containment is to be opened (e.g. for a cylinder change)
- ▶ Air-supplied breathing apparatus is required where release of gas from primary containment is either suspected or demonstrated.

Selection of the Class and Type of respirator will depend upon the level of breathing zone contaminant and the chemical nature of the contaminant. Protection Factors (defined as the ratio of contaminant outside and inside the mask) may also be important.

Required minimum protection factor	Maximum gas/vapour concentration present in air p.p.m. (by volume)	Half-face Respirator	Full-Face Respirator
up to 10	1000	AX-AUS / Class 1	-
up to 50	1000	-	AX-AUS / Class 1
up to 50	5000	Airline *	-
up to 100	5000	-	AX-2
up to 100	10000	-	AX-3
100+			Airline**

** - Continuous-flow or positive pressure demand.

A(All classes) = Organic vapours, B AUS or B1 = Acid gasses, B2 = Acid gas or hydrogen cyanide(HCN), B3 = Acid gas or hydrogen cyanide(HCN), E = Sulfur dioxide(SO₂), G = Agricultural chemicals, K = Ammonia(NH₃), Hg = Mercury, NO = Oxides of nitrogen, MB = Methyl bromide, AX = Low boiling point organic compounds(below 65 deg C)

SECTION 9 Physical and chemical properties

R-410A - Reclaimed (R410A)

Information on basic physical and chemical properties

Appearance	Colourless liquefied gas with ether like odour; partly mixes with water.		
Physical state	Liquefied Gas	Relative density (Water = 1)	1.08 @21.1C
Odour	Not Available	Partition coefficient n-octanol / water	Not Available
Odour threshold	Not Available	Auto-ignition temperature (°C)	Not Available
pH (as supplied)	Not Available	Decomposition temperature (°C)	Not Available
Melting point / freezing point (°C)	Not Available	Viscosity (cSt)	Not Available
Initial boiling point and boiling range (°C)	-48.5	Molecular weight (g/mol)	Not Applicable
Flash point (°C)	Not Available	Taste	Not Available
Evaporation rate	Not Available	Explosive properties	Not Available
Flammability	Not Available	Oxidising properties	Not Available
Upper Explosive Limit (%)	Not Available	Surface Tension (dyn/cm or mN/m)	Not Available
Lower Explosive Limit (%)	Not Available	Volatile Component (%vol)	Not Available
Vapour pressure (kPa)	1484 @21.1C	Gas group	Not Available
Solubility in water	Partly miscible	pH as a solution (1%)	Not Available
Vapour density (Air = 1)	Not Available	VOC g/L	Not Available

SECTION 10 Stability and reactivity

Reactivity	See section 7
Chemical stability	<ul style="list-style-type: none"> ▶ Unstable in the presence of incompatible materials. ▶ Product is considered stable. ▶ Hazardous polymerisation will not occur. ▶ Extremely high temperatures.
Possibility of hazardous reactions	See section 7
Conditions to avoid	See section 7
Incompatible materials	See section 7
Hazardous decomposition products	See section 5

SECTION 11 Toxicological information

Information on toxicological effects

Inhaled	<p>Inhalation of vapours may cause drowsiness and dizziness. This may be accompanied by narcosis, reduced alertness, loss of reflexes, lack of coordination and vertigo.</p> <p>Inhalation of vapours or aerosols (mists, fumes), generated by the material during the course of normal handling, may be damaging to the health of the individual.</p> <p>Limited evidence or practical experience suggests that the material may produce irritation of the respiratory system, in a significant number of individuals, following inhalation. In contrast to most organs, the lung is able to respond to a chemical insult by first removing or neutralising the irritant and then repairing the damage. The repair process, which initially evolved to protect mammalian lungs from foreign matter and antigens, may however, produce further lung damage resulting in the impairment of gas exchange, the primary function of the lungs. Respiratory tract irritation often results in an inflammatory response involving the recruitment and activation of many cell types, mainly derived from the vascular system.</p>
Ingestion	<p>Not normally a hazard due to physical form of product.</p> <p>Considered an unlikely route of entry in commercial/industrial environments</p>
Skin Contact	<p>Limited evidence exists, or practical experience predicts, that the material either produces inflammation of the skin in a substantial number of individuals following direct contact, and/or produces significant inflammation when applied to the healthy intact skin of animals, for up to four hours, such inflammation being present twenty-four hours or more after the end of the exposure period. Skin irritation may also be present after prolonged or repeated exposure; this may result in a form of contact dermatitis (nonallergic). The dermatitis is often characterised by skin redness (erythema) and swelling (oedema) which may progress to blistering (vesiculation), scaling and thickening of the epidermis. At the microscopic level there may be intercellular oedema of the spongy layer of the skin (spongiosis) and intracellular oedema of the epidermis.</p> <p>In common with other halogenated aliphatics, fluorocarbons may cause dermal problems due to a tendency to remove natural oils from the skin causing irritation and the development of dry, sensitive skin. They do not appear to be appreciably absorbed.</p> <p>Open cuts, abraded or irritated skin should not be exposed to this material</p> <p>Entry into the blood-stream through, for example, cuts, abrasions, puncture wounds or lesions, may produce systemic injury with harmful effects. Examine the skin prior to the use of the material and ensure that any external damage is suitably protected.</p> <p>Vapourising liquid causes rapid cooling and contact may cause cold burns, frostbite, even through normal gloves. Frozen skin tissues are painless and appear waxy and yellow. Signs and symptoms of frost-bite may include "pins and needles", paleness followed by numbness, a hardening and stiffening of the skin, a progression of colour changes in the affected area, (first white, then mottled and blue and eventually black; on recovery, red, hot, painful and blistered).</p> <p>Limited evidence suggests that repeated exposure may cause skin cracking, flaking or drying following normal handling and use.</p>
Eye	<p>Although the material is not thought to be an irritant (as classified by EC Directives), direct contact with the eye may produce transient discomfort characterised by tearing or conjunctival redness (as with windburn).</p> <p>Direct contact with the eye may not cause irritation because of the extreme volatility of the gas; however concentrated atmospheres may produce irritation after brief exposures..</p>
Chronic	<p>Limited evidence suggests that repeated or long-term occupational exposure may produce cumulative health effects involving organs or biochemical systems. Principal route of occupational exposure to the gas is by inhalation.</p> <p>It is generally accepted that the fluorocarbons are less toxic than the corresponding halogenated aliphatic based on chlorine. Repeated inhalation exposure to</p>

Continued...

R-410A - Reclaimed (R410A)

the fluorocarbon FC-11 does not produce pathologic lesions of the liver and other visceral organs in experimental animals. There has been conjecture in non-scientific publications that fluorocarbons may cause leukemia, cancer, sterility and birth defects; these have not been verified by current research. The high incidence of cancer, spontaneous abortion and congenital anomalies amongst hospital personnel, repeatedly exposed to fluorine-containing general anaesthetics, has caused some scientists to call for a lowering of the fluorocarbon exposure standard to 5 ppm since some are mutagens.

R-410A - Reclaimed (R410A)	TOXICITY	IRRITATION
	Not Available	Not Available
pentafluoroethane	TOXICITY	IRRITATION
	Inhalation(Rat) LC50: >709000 ppm4h ^[2]	Not Available
difluoromethane	TOXICITY	IRRITATION
	Inhalation(Rat) LC50: >760000 ppm4h ^[2] Oral (Mouse) LD50; 1810 mg/kg ^[2]	Not Available
Legend:	1. Value obtained from Europe ECHA Registered Substances - Acute toxicity 2. Value obtained from manufacturer's SDS. Unless otherwise specified data extracted from RTECS - Register of Toxic Effect of chemical Substances	

PENTAFLUOROETHANE	Cardiac sensitisation threshold limit >245400 mg/m3 Anaesthetic effects threshold limit 490800 mg/m3 * DuPont SDS		
Acute Toxicity	✗	Carcinogenicity	✗
Skin Irritation/Corrosion	✗	Reproductivity	✗
Serious Eye Damage/Irritation	✗	STOT - Single Exposure	✗
Respiratory or Skin sensitisation	✗	STOT - Repeated Exposure	✗
Mutagenicity	✗	Aspiration Hazard	✗

Legend: ✗ – Data either not available or does not fill the criteria for classification
 ✓ – Data available to make classification

SECTION 12 Ecological information

Toxicity					
R-410A - Reclaimed (R410A)	Endpoint	Test Duration (hr)	Species	Value	Source
		Not Available	Not Available	Not Available	Not Available
pentafluoroethane	Endpoint	Test Duration (hr)	Species	Value	Source
	EC50	72h	Algae or other aquatic plants	>114mg/l	2
	EC50	48h	Crustacea	>97.9mg/l	2
	LC50	96h	Fish	>81.8mg/l	2
	NOEC(ECx)	96h	Fish	10mg/l	2
difluoromethane	Endpoint	Test Duration (hr)	Species	Value	Source
	EC50	48h	Crustacea	>97.9mg/l	2
	LC50	96h	Fish	>81.8mg/l	2
	EC50	96h	Algae or other aquatic plants	142mg/l	2
	NOEC(ECx)	96h	Fish	10mg/l	2
EC50	72h	Algae or other aquatic plants	>114mg/l	2	
Legend:	Extracted from 1. IUCLID Toxicity Data 2. Europe ECHA Registered Substances - Ecotoxicological Information - Aquatic Toxicity 4. US EPA, Ecotox database - Aquatic Toxicity Data 5. ECETOC Aquatic Hazard Assessment Data 6. NITE (Japan) - Bioconcentration Data 7. METI (Japan) - Bioconcentration Data 8. Vendor Data				

DO NOT discharge into sewer or waterways.

Persistence and degradability

Ingredient	Persistence: Water/Soil	Persistence: Air
pentafluoroethane	HIGH	HIGH
difluoromethane	LOW	LOW

Bioaccumulative potential

Ingredient	Bioaccumulation
pentafluoroethane	LOW (LogKOW = 1.5472)
difluoromethane	LOW (LogKOW = 0.2)

Mobility in soil

Continued...

R-410A - Reclaimed (R410A)

Ingredient	Mobility
pentafluoroethane	LOW (KOC = 154.4)
difluoromethane	LOW (KOC = 23.74)


SECTION 13 Disposal considerations

Waste treatment methods

Product / Packaging disposal	<ul style="list-style-type: none"> ▶ Evaporate residue at an approved site. ▶ Return empty containers to supplier. If containers are marked non-returnable establish means of disposal with manufacturer prior to purchase. ▶ Ensure damaged or non-returnable cylinders are gas-free before disposal.
------------------------------	---

SECTION 14 Transport information

Labels Required

	
Marine Pollutant	NO

Land transport (UN)

UN number	3163	
UN proper shipping name	LIQUEFIED GAS, N.O.S. (contains pentafluoroethane and difluoromethane)	
Transport hazard class(es)	Class	2.2
	Subrisk	Not Applicable
Packing group	Not Applicable	
Environmental hazard	Not Applicable	
Special precautions for user	Special provisions	274; 392
	Limited quantity	120 ml

Air transport (ICAO-IATA / DGR)

UN number	3163	
UN proper shipping name	Liquefied gas, n.o.s. * (contains pentafluoroethane and difluoromethane)	
Transport hazard class(es)	ICAO/IATA Class	2.2
	ICAO / IATA Subrisk	Not Applicable
	ERG Code	2L
Packing group	Not Applicable	
Environmental hazard	Not Applicable	
Special precautions for user	Special provisions	Not Applicable
	Cargo Only Packing Instructions	200
	Cargo Only Maximum Qty / Pack	150 kg
	Passenger and Cargo Packing Instructions	200
	Passenger and Cargo Maximum Qty / Pack	75 kg
	Passenger and Cargo Limited Quantity Packing Instructions	Forbidden
	Passenger and Cargo Limited Maximum Qty / Pack	Forbidden

Sea transport (IMDG-Code / GGVSee)

UN number	3163	
UN proper shipping name	LIQUEFIED GAS, N.O.S. (contains pentafluoroethane and difluoromethane)	
Transport hazard class(es)	IMDG Class	2.2
	IMDG Subrisk	Not Applicable
Packing group	Not Applicable	
Environmental hazard	Not Applicable	
Special precautions for user	EMS Number	F-C, S-V
	Special provisions	274 392
	Limited Quantities	120 mL

R-410A - Reclaimed (R410A)

Transport in bulk according to Annex II of MARPOL and the IBC code

Not Applicable

Transport in bulk in accordance with MARPOL Annex V and the IMSBC Code

Product name	Group
pentafluoroethane	Not Available
difluoromethane	Not Available

Transport in bulk in accordance with the ICG Code

Product name	Ship Type
pentafluoroethane	Not Available
difluoromethane	Not Available

SECTION 15 Regulatory information**Safety, health and environmental regulations / legislation specific for the substance or mixture**

pentafluoroethane is found on the following regulatory lists

Not Applicable

difluoromethane is found on the following regulatory lists

Not Applicable

National Inventory Status

National Inventory	Status
Australia - AIC / Australia Non-Industrial Use	Yes
Canada - DSL	Yes
Canada - NDSL	No (pentafluoroethane; difluoromethane)
China - IECS	No (difluoromethane)
Europe - EINEC / ELINCS / NLP	Yes
Japan - ENCS	Yes
Korea - KECI	Yes
New Zealand - NZIoC	Yes
Philippines - PICCS	Yes
USA - TSCA	Yes
Taiwan - TCSI	Yes
Mexico - INSQ	Yes
Vietnam - NCI	Yes
Russia - FBEPH	Yes
Legend:	Yes = All CAS declared ingredients are on the inventory No = One or more of the CAS listed ingredients are not on the inventory. These ingredients may be exempt or will require registration.

SECTION 16 Other information

Revision Date	20/07/2021
Initial Date	20/07/2021

SDS Version Summary

Version	Date of Update	Sections Updated
2.1	20/07/2021	Classification, Fire Fighter (fire/explosion hazard)

Other information

Classification of the preparation and its individual components has drawn on official and authoritative sources using available literature references.

The SDS is a Hazard Communication tool and should be used to assist in the Risk Assessment. Many factors determine whether the reported Hazards are Risks in the workplace or other settings. Risks may be determined by reference to Exposures Scenarios. Scale of use, frequency of use and current or available engineering controls must be considered.

Definitions and abbreviations

PC—TWA: Permissible Concentration-Time Weighted Average
 PC—STEL: Permissible Concentration-Short Term Exposure Limit
 IARC: International Agency for Research on Cancer
 ACGIH: American Conference of Governmental Industrial Hygienists
 STEL: Short Term Exposure Limit
 TEEL: Temporary Emergency Exposure Limit.
 IDLH: Immediately Dangerous to Life or Health Concentrations
 ES: Exposure Standard
 OSF: Odour Safety Factor
 NOAEL :No Observed Adverse Effect Level
 LOAEL: Lowest Observed Adverse Effect Level

R-410A - Reclaimed (R410A)

TLV: Threshold Limit Value
LOD: Limit Of Detection
OTV: Odour Threshold Value
BCF: BioConcentration Factors
BEI: Biological Exposure Index
AIIIC: Australian Inventory of Industrial Chemicals
DSL: Domestic Substances List
NDSL: Non-Domestic Substances List
IECSC: Inventory of Existing Chemical Substance in China
EINECS: European INventory of Existing Commercial chemical Substances
ELINCS: European List of Notified Chemical Substances
NLP: No-Longer Polymers
ENCS: Existing and New Chemical Substances Inventory
KECI: Korea Existing Chemicals Inventory
NZIoC: New Zealand Inventory of Chemicals
PICCS: Philippine Inventory of Chemicals and Chemical Substances
TSCA: Toxic Substances Control Act
TCSI: Taiwan Chemical Substance Inventory
INSQ: Inventario Nacional de Sustancias Químicas
NCI: National Chemical Inventory
FBEPH: Russian Register of Potentially Hazardous Chemical and Biological Substances